

## **AGENDA**

**NOTICE OF PUBLIC MEETING  
WASHINGTON COUNTY COMMISSIONERS COURT  
TUESDAY, APRIL 28, 2026 9:00 A.M.  
WASHINGTON COUNTY COURTHOUSE  
COMMISSIONERS COURT CHAMBERS #103  
100 EAST MAIN STREET  
BRENHAM, TEXAS**

### **SPECIAL SESSION AGENDA**


1. Invocation, Randy Wells, Faith Mission. (Commissioner Corn)
2. Pledge of Allegiance. (Commissioner Corn)
3. Discussion and possible action on the approval of a Proclamation proclaiming April 2026 as Sexual Assault Awareness and Prevention Month in Washington County, Texas. (Judge Durrenberger)
4. Discussion and possible action on the approval of using Emergency Management seminars, dues, and mileage account (GL Code 010-2300-54350) for travel expenses associated with in-person interviews for Fire Services Director applicants. (Amber Skalka, HR Director)
5. Discussion and possible action on the approval of pending Washington County Expo Rental Regulations Contracts. (Harrison Williams, EXPO Director)
6. Discussion and possible action on the approval of a Resolution reaffirming the official courthouse steps as the designated location for public tax sales, public tax resales, and all authorized Constable sales in Washington County; approving an alternative location at the Washington County Courthouse Annex, 100 S. Park St., Brenham, Texas; and authorizing Constables and/or Deputy Constables to conduct all such sales in accordance with Texas law. (Constable Holle & Chief Deputy Shepherd)
7. Discussion and possible action on the approval of an updated Memorandum of Agreement with Baylor Scott & White Medical Center – College Station for EMS blood product services, replacing the March 19, 2019, agreement, and authorizing the County Judge to execute the agreement. (Taylor Leonard, EMS Director)
8. Discussion and possible action on the approval of the Washington County Emergency Medical Services Quarterly Report. (Taylor Leonard, EMS Director)
9. Presentation of the Sheriff's Office monthly report. (Sheriff Holleway)
10. Presentation of the following monthly reports:
  - a) County Clerk
  - b) District Clerk

- c) Auditor
- d) Justice of the Peace
- e) Tax Assessor/Collector
- f) Treasurer
- g) Constables
- h) Elections
- i) Veterans

11. Discussion and possible action on the approval of accounts payable. (Peggy Kramer, Treasurer)

12. Adjourn meeting.

Witness my hand this 22<sup>nd</sup> day of April 2026.

  
\_\_\_\_\_  
John Durrenberger, County Judge

Came to my hand at 4:09 p..m. on the 22<sup>nd</sup> day of April 2026 and executed at 4:09 p..m. on the 22<sup>nd</sup> day of April, 2026 by posting a true copy on the bulletin board located on the first floor of the Washington County Courthouse and true copies at the main entrance doors of said courthouse, these being places convenient to the public in Brenham, Washington County, Texas.

  
\_\_\_\_\_  
Nicholas Prenzler, County Clerk

**STATE OF TEXAS                    §**  
**COUNTY OF WASHINGTON §**

BE IT REMEMBERED, and it is hereby certified that the Commissioners Court of Washington County, Texas held a Special Session, at 9:00 a.m. on April 28, 2026, in Room 103 of the Washington County Courthouse, 100 E. Main Street, Brenham, Texas, with the following members present: County Judge and Presiding Officer John Durrenberger, Precinct 1 Commissioner Misti Hartstack Corn, Precinct 2 Commissioner Candice Bullock, Precinct 3 Commissioner Kirk Hanath, Precinct 4 Commissioner Dustin Majewski and County Clerk Nicholas Prenzler. Also present were Sheriff Trey Holleway, Precinct 4 Constable Greg Rolling, Treasurer Peggy Kramer, and Assistant County Attorney Sarah Wagner.

**INVOCATION**

1. Randy Wells, Faith Mission, gave the Invocation.

**PLEDGES**

2. Commissioner Corn led the Pledges of Allegiance.

**PROCLAMATION**

3. Hilda Martinez of Focusing Families thanked the Court for increasing awareness of these crimes. Martinez highlighted how Focusing Families assists victims of domestic and sexual violence. Commissioner Bullock moved, seconded by Commissioner Corn and unanimously carried to approve the Proclamation proclaiming April 2026 as Sexual Assault Awareness and Prevention Month in Washington County, Texas.

**EXPENSE APPROVAL**

4. HR Director Amber Skalka explained certain applicants will be traveling long distances to attend in person interviews and requests using these funds to cover expenses. Commissioner Majewski moved, seconded by Commissioner Hanath and unanimously carried to approve the use of Emergency Management seminars, dues, and mileage account (GL Code 010-2300-54350) for travel expenses associated with in-person interviews for Fire Services Director applicants.

**EXPO RENTAL AND REGULATIONS CONTRACTS**

5. Commissioner Corn moved, seconded by Commissioner Majewski and unanimously carried to approve the Washington County Expo Rental and Regulations Contracts and authorize the County Judge to sign said Contracts.

**RESOLUTION**

6. Precinct 1 Chief Deputy Constable William Shephard stated this reaffirms where sales are conducted and provides for an alternate site if needed. Commissioner Hanath moved, seconded by Commissioner Bullock and unanimously carried to approve the Resolution reaffirming the official courthouse steps as the designated location for public tax sales, public tax resales, and all authorized Constable sales in Washington County; approving an alternative location at the Washington County Courthouse Annex, 100 S. Park St., Brenham, Texas; and authorizing Constables and/or Deputy Constables to conduct all such sales in accordance with Texas law.

**AGREEMENT**

7. EMS Director Taylor Leonard explained this agreement included only a small change and is a continuation on their current agreement. Commissioner Hanath moved, seconded by Commissioner Bullock and unanimously carried to approve an updated Memorandum of Agreement with Baylor Scott & White Medical Center – College Station for EMS blood product services, replacing the March 19, 2019, agreement, and authorizing the County Judge to execute the agreement.

**EMS QUARTERLY REPORT**

8. EMS Director Taylor Leonard presented the Washington County Emergency Medical Services Quarterly Report. During the presentation, the Court inquired about charges for Ground and Air medical services for county residents. Leonard explained how county residents are not charged for the use of both Ground and Air service and those expenses, after payments by insurance, are paid by the County. Commissioner Bullock moved, seconded by Commissioner Hanath and unanimously carried to approve the Washington County Emergency Medical Services Quarterly Report.

**WCSO MONTHLY REPORT**

9. Sheriff Trey Holleway presented the Washington County Sheriff’s Office monthly report for March 2026.

**MONTHLY REPORTS**


10. County Clerk Nicholas Prenzler and Treasurer Peggy Kramer presented the monthly reports for their respective offices for March 2026. The District Clerk, Auditor, Justices of the Peace, Tax Assessor/Collector, Constables, and Veterans offices submitted their monthly reports. All reports are attached. The Elections office did not submit a report.


**ACCOUNTS PAYABLE**

11. Commissioner Hanath moved, seconded by Commissioner Bullock and unanimously carried to approve all accounts and bills to be paid in the amount of \$317,351.29.

**ADJOURN**

12. Commissioner Majewski moved, seconded by Commissioner Corn and unanimously carried to adjourn at 10:05 a.m.

  
\_\_\_\_\_  
Nicholas Prenzler  
County Clerk

  
\_\_\_\_\_  
John Durrenberger  
County Judge & Presiding Officer

  
\_\_\_\_\_  
Misti Hartstack Corn  
Precinct 1 Commissioner

  
\_\_\_\_\_  
Candice Bullock  
Precinct 2 Commissioner

  
\_\_\_\_\_  
Kirk Hanath  
Precinct 3 Commissioner

  
\_\_\_\_\_  
Dustin Majewski  
Precinct 4 Commissioner

# PROCLAMATION SEXUAL ASSAULT AWARENESS AND PREVENTION MONTH APRIL 2026

**WHEREAS**, sexual assault, a violent and devastating crime affects men, women and children of all races, ages and economic situations, and

**WHEREAS**, the consequences of sexual assault are often severe and long lasting, and the risk of developing post-traumatic stress disorder, depression and many other psychological of physical ailments increases dramatically for victims of sexual assault, and

**WHEREAS**, each year Focusing Families and many other rape crisis centers across the State designate the month of April for an educational campaign to promote awareness and build upon the network of support that has been mobilized to address the issue of sexual assault, and


**WHEREAS**, Focusing Families provides training to rape crisis and law enforcement personnel, as well as to volunteers and staff of Focusing Families and to community groups. Outreach is also provided to schools and information on topical issues related to sexual assault.


**NOW, THEREFORE, BE IT PROCLAIMED** that I John Durrenberger, County Judge, on behalf of Commissioners Court of Washington County, Texas do hereby declare April 2026 as


## SEXUAL ASSAULT AWARENESS AND PREVENTION MONTH


And ask all residents of Washington County to increase their awareness and work to prevent sexual assault in their communities and across the great State. Together, united in this effort, we can continue to make a difference.


**SIGNED** this day 28<sup>th</sup> of April 2026, in Washington County, Texas, by:

  
\_\_\_\_\_  
John Durrenberger, County Judge

  
\_\_\_\_\_  
Misti Hartstack Corn, Commissioner, Pct. 1

  
\_\_\_\_\_  
Kirk Hanath, Commissioner, Pct. 3

  
\_\_\_\_\_  
Candice Bullock, Commissioner, Pct. 2

  
\_\_\_\_\_  
Dustin Majewski, Commissioner, Pct. 4





Washington County Expo
1305 East Blue Bell Road, Suite 115 Brenham, Texas 77833
Telephone: (979) 836-2299 Fax: (979) 277-6223
Website: http://www.Washingtoncountyexpo.com Email: washcoexpo@wacounty.com

REF# 2881

RENTAL AND REGULATIONS CONTRACT

PARTIES TO THE CONTRACT:

Organization or Individual (renter) Beef on Forage
Contact Person(s) for Organization Derek Frenzel
(THese INDIVIDUALS WILL BE LIABLE FOR THE ORGANIZATION)
Phone Number: 254-541-4643
Email Address: derekfrenzel@aol.com
Mailing Address: P.O. Box 2023, Temple, TX 76503

Title of Event: Beefmaster Bull Sale - REF#2881

This contract is between the Renter, named above and the Washington County Expo, herein after referred to as EXPO.

DATES TO BE RENTED: (time is when renter arrives & leaves)

SET UP: Month/Day: Year: Time:
EVENT: Month/Day: 10/15-18 THU-SUN Year: 2026 Time: Sale is SAT @ Noon (approx.) (out by Sunday noon)
CLEAN UP: Month/Day: Year: Time:

SPACES TO BE LEASED AND FEES: (ONLY THOSE INCLUDED IN CALCULATION WILL BE UNDER CONTRACT)

- 1. Event Center : \$
2. Horse Stalls : \$
3. Rodeo Arena : \$
4. Commercial Exhibits Bldg. : \$
5. Entertainment Center : \$
6. Livestock Barn #1 : \$
7. Livestock Barn #2 : \$ 2,000.00
8. Livestock Barn #3 : \$ 1,000.00 (pens only)
9. Sign Fee : \$ N/C Beefmaster Bull Sale
10. Beer Barn: \$
Carnival & Rodeo:
Rabbit Barn:
Dumpster \*Per Dump:
\*DEPOSIT DUE DATE: 5/1/26
BALANCE DUE DATE: 7 days post event 10/23/26
10. Sales Facility Bldg. : \$ video wall \$250.00
Downstairs only : \$ 600.00
Upstairs only : \$
11. Food Court :\$
12. V.I.P.Room: \$
13. Camper pads:
14. Tractor & Drag:
15. Clean Up Fee: \$ 1,400.00
40 Add'l pens: \$1,000.00
TOTAL RENTAL FEES: \$ 6,250.00
GRAND TOTAL OWED: \$ 6,250.00
AMOUNT: \$ 3,125.00
AMOUNT: \$ 3,125.00

\*DEPOSIT: A Date Hold/Damage deposit will be due as specified. The deposit to hold the venue/date is non refundable if cancelled within 30 days of the rental date. 50% is retained if cancelled 31 days or more prior to the start of the contracted period of your event. The Damage deposit is refundable provided the venue is returned in same condition as tendered and the Post Event Checklist has been completed. If the rental fee is less than \$100.00, balance is due in full. (stand-alone restroom facilities are included in the rental of all facilities except the buildings that have their own restroom facilities)

**1. AREAS NOT UNDER CONTRACT:**

Only areas and facilities leased shall be used by renter. Use of other areas not under lease will result in a breach of this contract and additional costs associated with the used areas not under lease will be assessed.

**2. CLEAN-UP:**

The renter is responsible for clean-up. Clean-up must be completed following renter's event unless stated differently in the contract. The leased property must be cleaned in a manner approved by the EXPO and the leased property left in the condition in which it was rented. If the renter chooses not to clean-up at the time of the negotiation of the lease, a fee will be assessed by the EXPO and included in the contract.

**3. CONCESSIONS:**

Food, Drink, Games, Tack, and Other Concessions can be arranged directly with renter.

Liquor Liability Insurance is required if alcoholic beverages are sold. EXPO and Washington County must be listed as additional insured. A copy of the Liquor Liability Insurance policy must be attached to this contract. TABC Rules and Regulations must be followed.

**4. DAMAGE TO FAIR PROPERTY:**

The renter is held responsible for any damages to buildings or property. Any repairs made as a result of any damages will be made by Expo and charged to the renter. The \$300.00 Damage/Cleanup deposit will be applied to any repairs having to be made. A separate money order, cashier's check or cash must be submitted for the deposit. If repairs exceed the deposit, the renter is responsible for the remaining amount. If there are no damages to be repaired or cleanup to be done by the EXPO, the deposit will be refunded within 5 business days.

**5. INSURANCE:**

Renter will be liable for any lawsuit arising out of an incident that occurred at renter's event. Renter is not covered under Washington County's general liability insurance. Washington County is not responsible for providing legal counsel for renter. Renter also agrees to indemnify Washington County against any costs, damages or liability arising out of the use of the Expo or the County's Facilities, including attorney's fees. If renter chooses to purchase liability insurance for their event, a copy of that policy shall be provided to the EXPO prior to the event.

\*Certain events held on the property will be required to have insurance by the EXPO and if required renter must provide EXPO a copy of the insurance policy for the event.

**6. KEYS:**

Keys will be issued to the renter on the day of their event setup unless setup is on a weekend then it will be the last business day before setup. If no setup is required, keys will be issued to the renter on the last business day prior to a weekend event and on the day of the event held during the week. All keys will be signed for and should keys not be returned to the Expo Office within two (2) days of the event a \$25.00 charge will be added. A \$50.00 replacement fee will be applied to any set of keys which are lost, stolen or broken while in possession of the renter.

**7. SECURITY:**

Security is not needed for this event as determined by the EXPO.

Security is needed for this event and the number of security officers and the type of security officers have been approved by the EXPO through the Expo Director or his agent.

**8. SPECIAL REQUIREMENTS:**

All buildings are rented as is. Washington County makes no warranties, expressed or implied, regarding the suitability of the premises for a particular purpose. It is the renter's responsibility to inspect the premises and determine their suitability for renter's intended use.

**9. PAYMENT/DAMAGES:**

All balances due are payable on or before date stated in the contract. Amounts not paid within such time are subject to an additional charge of five percent (5%) per month until paid, which the parties agree is a reasonable amount of liquidated damages.

**10. COMMISSIONERS APPROVAL:**

Renter understands that this agreement is subject to Washington County Commissioners Court approval and may only be amended with their approval.

**11.** Renter also agrees to obey all laws, ordinances, orders, rules and regulations applicable to the use, condition and occupancy of the Premises.

**12.** Renter understands that by renting the County Property it does not become an arm of the government and is only an independent contractor.

**13. POLICY GUIDE:**

Renter understands that by signing they have read the Washington County Expo Policy Guide and agree to follow the policies as outlined.

**14. CANCELLATION POLICY:**

All cancellations are subject to a \$100.00 processing fee, if a cancellation is made 31 days or more prior to the start of the rental date 50% of the deposit will be retained. For all cancellations 30 days or less prior to the start of the contracted period there will be no refunds. Should a request for rescheduling occur there will be \$100.00 fee assessed.

**15. INSPECTION OF EVENT:**

Renter agrees that the Expo Director or his agent on behalf of the EXPO may enter the renter's event at any time to insure the contract has not been breached.

**16. LAW VIOLATIONS:**

Any violation of any criminal law of the state of Texas or city ordinance by any participant of the event which occurs on the Expo property will be considered a breach of this contract.

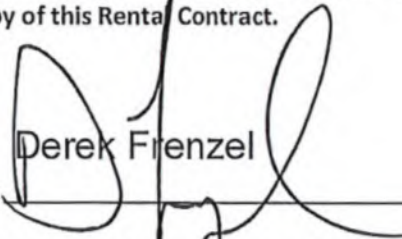
**17. BREACH OF CONTRACT:**

Any violation of the terms of this contract will be considered a breach of this contract. Incorrect information provided in this contract, the activity request form or provided to the Expo Director or his agent will be considered a breach of this contract. Renter's event will immediately be cancelled, if renter breaches this contract. No refund of any kind will be made.

**18. DECLARED DISASTER or PANDEMIC:**

Performance of this contract/agreement by either party shall be subject to force majeure, which includes but is not limited to acts of God, fire, flood, natural disaster, war or threat of war, acts or threats of terrorism, civil disorder or protests, unauthorized strikes, governmental act, order, regulation, suggestion or advisory, pandemics, epidemics, recognized health threats as determined by the World Health Organization, the Centers for Disease Control and Prevention or state or local government authority or health agencies (including, but not limited to the health threats of COVID-19, H1N1 or other infectious diseases), curtailment of transportation facilities or other occurrence beyond the control of the parties, where any of those factors, circumstances, situations, or conditions or similar ones (i) prevent, dissuade or unreasonably delay at least twenty-five percent (25%) of prospective attendees from appearing at the venue or (ii) make it illegal, impossible, inadvisable, or commercially impracticable to hold the event or to fully perform the terms of this contract/agreement. In the event of force majeure, this contract/agreement may be cancelled by either party, within 72 hours without liability, damages, fees or penalty, and any deposits and unearned amounts paid shall be refunded, for any one or more of the above reasons, by written notice to the other party.

The undersigned hereby agrees to the Terms, Conditions and Charges stated herein and acknowledges receipt of a copy of this Rental Contract.

By: Derek Frenzel  Date: 4-18-26 RENTER

APPROVED AS TO FORM: SUBJECT TO COMMISSIONER'S COURT APPROVAL

By:  Date: 4/20/26  
WASHINGTON COUNTY EXPO DIRECTOR

APPROVED BY COMMISSIONERS COURT

By: John D. Durnberger  Date: 4/28/2026  
COUNTY JUDGE

**RESOLUTION OF THE COMMISSIONER'S COURT OF WASHINGTON COUNTY**

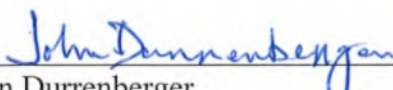
On the 28 day of April, 2026, at the regularly scheduled meeting of the Commissioner's Court of Washington County, a motion was duly made and seconded to reaffirm the location for public tax sales or public resales in Washington County and the authority granted by Texas State Law to any Washington County Constable or Deputy Constable to facilitate and/or conduct public tax sales or public resales as authorized by the Texas Property Tax Sections 34.01 and 34.05 and the Texas Rules of Civil Procedure 597, and including any and all authorized Constable sales.

Discussion amongst Commissioner's Court was then conducted, and upon completion of the same the County Judge called a vote on the motion, and the same was passed by majority.


Now therefore:


**BE IT RESOLVED** that the Commissioner's Court of Washington County has reaffirmed the Official Courthouse Steps as the location of public tax sales, public tax resales and all authorized Constables sales hereby approves alternative locations including: the County Courthouse in the main foyer or inside the Washington County Courthouse Annex Building and charges any and all Constables and/or Constable Deputies responsible for duties related to public tax sales and public tax resales and all functions and procedures.

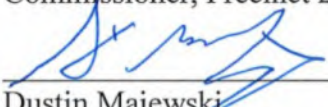
**SIGNED AND ENTERED** on this 28 day of April, 2026.

  
\_\_\_\_\_  
John Durrenberger  
County Judge

  
\_\_\_\_\_  
Misti Corn  
Commissioner, Precinct 1

  
\_\_\_\_\_  
Candice Bullock  
Commissioner, Precinct 2

  
\_\_\_\_\_  
Kirk Hanath  
Commissioner, Precinct 3

  
\_\_\_\_\_  
Dustin Majewski  
Commissioner, Precinct 4

## Memorandum of Agreement

THIS MEMORANDUM OF AGREEMENT (the "Agreement") is made as of the date of the last signature below ("Effective Date"), by and between **Scott & White Hospital – College Station d/b/a Baylor Scott & White Medical Center – College Station** (the "BSWCS") and **Washington County EMS** ("WCEMS"), collectively, the "Parties."

**WHEREAS**, WCEMS desires to stock blood components within the station and ambulance units for use within the field, and BSWCS is willing to provide said blood components,

**WHEREAS**, the Parties desire to establish guidelines for the storage and transportation of blood components by WCEMS, including appropriate record keeping, quality control, and administrative processes when said blood components are transfused,

**WHEREAS**, on March 19, 2019, the Parties entered into a Memorandum of Agreement to establish these guidelines and now wish to update that agreement to reflect their current relationship,

**WHEREAS**, the Parties desire to terminate the March 19, 2019, Memorandum of Agreement and enter into this updated Agreement,

**NOW THEREFORE**, in consideration of the mutual promises and benefits contained herein, the Parties hereby agree as follows:

### **BSWCS and WCEMS Obligations**

- a. WCEMS shall maintain:
  - i. Monitored blood storage refrigerators,
  - ii. Calibrated thermometers, and
  - iii. Approved plasma and blood transport containers
- b. BSWCS will provide two (2) units of blood components ("Units") labeled for use as un-crossmatched blood for WCEMS.
- c. WCEMS shall exchange Units every two weeks to allow for rotation or product and so that inventory is maintained.
- d. WCEM shall be responsible for the exchange of Units. The exchange will occur within the BSWCS transfusion service department.
- e. In the event of inventory shortages of Units (of blood components), the medical director or designee of the BSWCS transfusion service department will determine, in his or her sole discretion, whether to provide an alternate product of similar efficacy as a substitute. Likewise, the Medical Director of Washington County EMS has the right to refuse to utilize the alternate product.
- f. BSWCS reserves the right to deny supply of Units to WCEMS in the event of product shortages.
- g. WCEMS shall complete all applicable forms ("Forms") as provided by BSWCS transfusion service department, to include the following:
  - a. Storage of units
  - b. Temperature logs for refrigerators and transport devices

## Memorandum of Agreement

- c. Inventory/disposition log
- d. Issued units logs (Emergency release of blood components)
- e. Quality Assurance Event forms.
- h. WCEMS shall return completed Forms and Units in a timely manner to the BSWCS transfusion service department.
- i. WCEMS shall follow all Standard Operating Procedures and quality management activities as required by the BSWCS transfusion service department. BSWCS will inspect WCEMS processes at least once per quarter and/or as needed to determine whether regulatory requirements are being maintained.
- j. BSWCS will invoice WCEMS, at then current pricing, for: 1) any Units that are transfused by WCEMS and 2) any Units wasted due to improper storage. Current pricing as of Effective Date is \$57.22 /unit of liquid plasma but is subject to change.

### **WCEMS Representations**

In performance of this Agreement, WCEMS represents that it:

- a. Abides by all applicable law, regulation, and BSWCS policy in the provision of its care, treatment, and service.
- b. Abides by applicable standards or accrediting or certifying agencies that the organization itself must adhere to.
- c. Provides a level of care, treatment, and service that would be comparable had the organization provided such care, treatment, and service itself.
- d. Actively participates in the organization's quality improvement program, responds to concerns regarding care, treatment, and service rendered, and undertakes corrective actions necessary to address issues identified.
- e. Assures that care, treatment, and service is provided in a safe, effective, efficient, and timely manner emphasizing the need to improve health outcomes and to prevent and reduce medical errors.

### **Indemnification**

WCEMS shall indemnify and hold harmless BSWCS and its officers, directors, members, managers, employees, agents, contractors, sub licensees, affiliates, subsidiaries, successors, and assigns from and against any and all damages, liabilities, costs, expenses, suits, demands, claims, and/or judgments, including, without limitation, reasonable attorneys' fees and disbursements (collectively, the "Claims") that any of them may suffer from or incur and that arise or result primarily from (i) any negligence or willful misconduct of WCEMS from or connected with WCEMS carrying out its duties under this Agreement, or (ii) WCEMS's breach of any of its obligations, agreements, or duties under this Agreement.

### **Other Items**

1. Term. The initial term of this Agreement shall be for a period of one (1) year, commencing on the Effective Date, unless sooner terminated as provided herein ("Initial Term"). At the end of the Initial Term, this Agreement may be renewed automatically on an annual basis for additional one-year renewal terms ("Renewal Terms").

## Memorandum of Agreement

2. Termination. This Agreement may be terminated by either Party by giving thirty (30) days' advance written notice at any time, with or without cause.
3. Governing Law. This Agreement shall be construed in accordance with, and governed in all respects by, the laws of the State of Texas, without regard to conflicts of law principles.
4. Counterparts. This Agreement may be executed in several counterparts, each of which shall constitute an original and all of which, when taken together, shall constitute one agreement.
5. Severability. If any part or parts of this Agreement shall be held unenforceable for any reason, the remainder of this Agreement shall continue in full force and effect. If any provision of this Agreement is deemed invalid or unenforceable by any court of competent jurisdiction, and if limiting such provision would make the provision valid, then such provision shall be deemed to be construed as so limited.
6. Non-waiver. The failure, delay, or single or partial exercise on the part of either Party of any rights, remedy, power, or privilege, shall not operate as a waiver or preclude any further exercise of any right, remedy, power or privilege under this Agreement.
7. Non-assignment. Neither Party shall assign this Agreement in whole or in part without the written consent of the other. Any attempted assignment of this Agreement in violation of the provisions of this section is void.
8. Entire Agreement. This Agreement constitutes the entire agreement between Parties, and supersedes any prior understanding or representation of any kind preceding the date of this Agreement, in particular the Memorandum of Agreement entered into between the Parties on March 19, 2019. There are no other promises, conditions, understandings or other agreements, whether oral or written, relating to the subject matter of this Agreement.
9. Notice. Any notice required or otherwise given pursuant to this Agreement shall be in writing and mailed certified return receipt requested, postage prepaid, or delivered by overnight delivery service, addressed as follows:

If to WC:                    John Durrenberger  
Washington County Judge  
100 East Main Street Suite 104  
Brenham, Texas 77833

If to WCEMS:            Taylor Leonard  
Washington County EMS  
1875 HWY 290 West  
Brenham, Texas 77833

If to BSWCS:            Jason Jennings, President  
Baylor Scott & White Medical Center – College Station  
700 Scott and White Drive  
College Station, Texas 77845

## Memorandum of Agreement

With a copy to: Baylor Scott & White Health  
300 N. Washington Avenue  
Dallas, Texas 75246  
Attn: Chief Legal Officer

*[Signature page to follow.]*

## Memorandum of Agreement

IN WITNESS WHEREOF, the Parties have caused this Agreement to be executed as of the last date below.

**Scott & White Hospital – College Station  
d/b/a Baylor Scott & White Medical Center –  
College Station**

By: \_\_\_\_\_  
Name: \_\_\_\_\_  
Title: \_\_\_\_\_

**Washington County**

By: John Durnberger  
Name: John Durnberger  
Title: County Judge

**Washington County EMS**

By: Taylor Leonard  
Name: Taylor Leonard  
Title: EMS Director

# Quarterly Report 2026

## 1st Quarter



Taylor Leonard , EMT-P EMS Director  
[tleonard@washingtoncountytexas.gov](mailto:tleonard@washingtoncountytexas.gov)

Washington County EMS  
Tel: (979)277-6267  
Fax: (979)277-6270



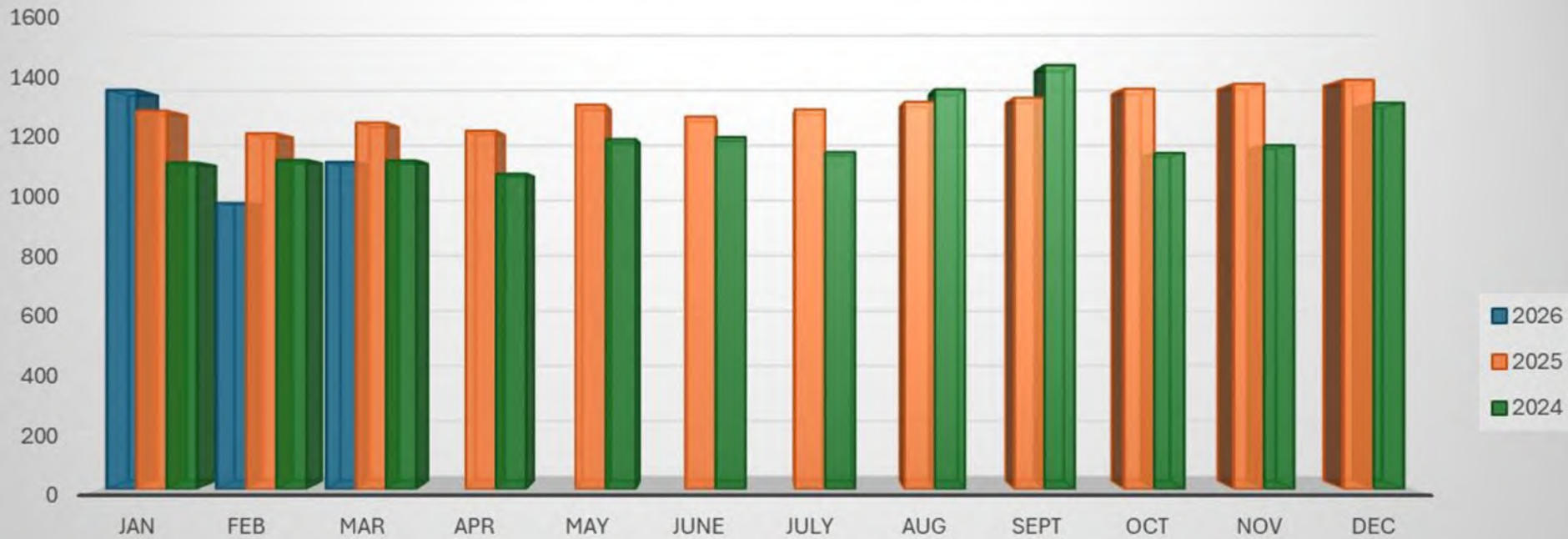
# Table of Contents

1	Calls for Service (CFS)	18	Total Squad Fleet Efficiency
2	Call Origination Analysis	19	Staffing Trends & Improvements
3	Residence of Patients Transported	20	2026 Market Analysis - Pay
4	Quarterly District Breakdown	21	Facility Patient Transfers
5	Median Chute Time for each Station	22	Facility Destination breakdown (Top 10)
6	Median Response Time comparison for each district	23	Facility Specialty breakdown (Top 10)
7	Quarterly Aviation Division Transports	24	ACP Home Visits for each Quarter
8	Quarterly Aviation Division Cancelled Calls	25	System Status Analysis
9	Quarterly Aviation Division out of service hours	26	EMS Monthly Call Volume Data
10	Quarterly Priority Dispatching Breakdown	27	County EMS Fleet Miles
11	Jail Breakdown (Monthly)	28	Total EMS Revenue Simplified by YTD Totals
12	Tactical EMS (TEMS) Deployments	29	October 2025 Revenue and Donation Breakdown
13	Operational Efficiency – Hybrid Ambulances	30	November 2025 Revenue and Donation Breakdown
14	Operational Efficiency – MEPS Ambulances	31	December 2025 Revenue and Donation Breakdown
15	Total Ambulance Fleet Efficiency	32	2022 & 2023 Financial Yearly Review
16	Operational Efficiency – Electric & Hybrid Squad	33	2024 & 2025 Financial Yearly Review
17	Operational Efficiency – Standard Non-Hybrid Squads	34	2026 Financial Yearly Ongoing



# Calls for Service (CFS)

## Calls for Service (CFS)

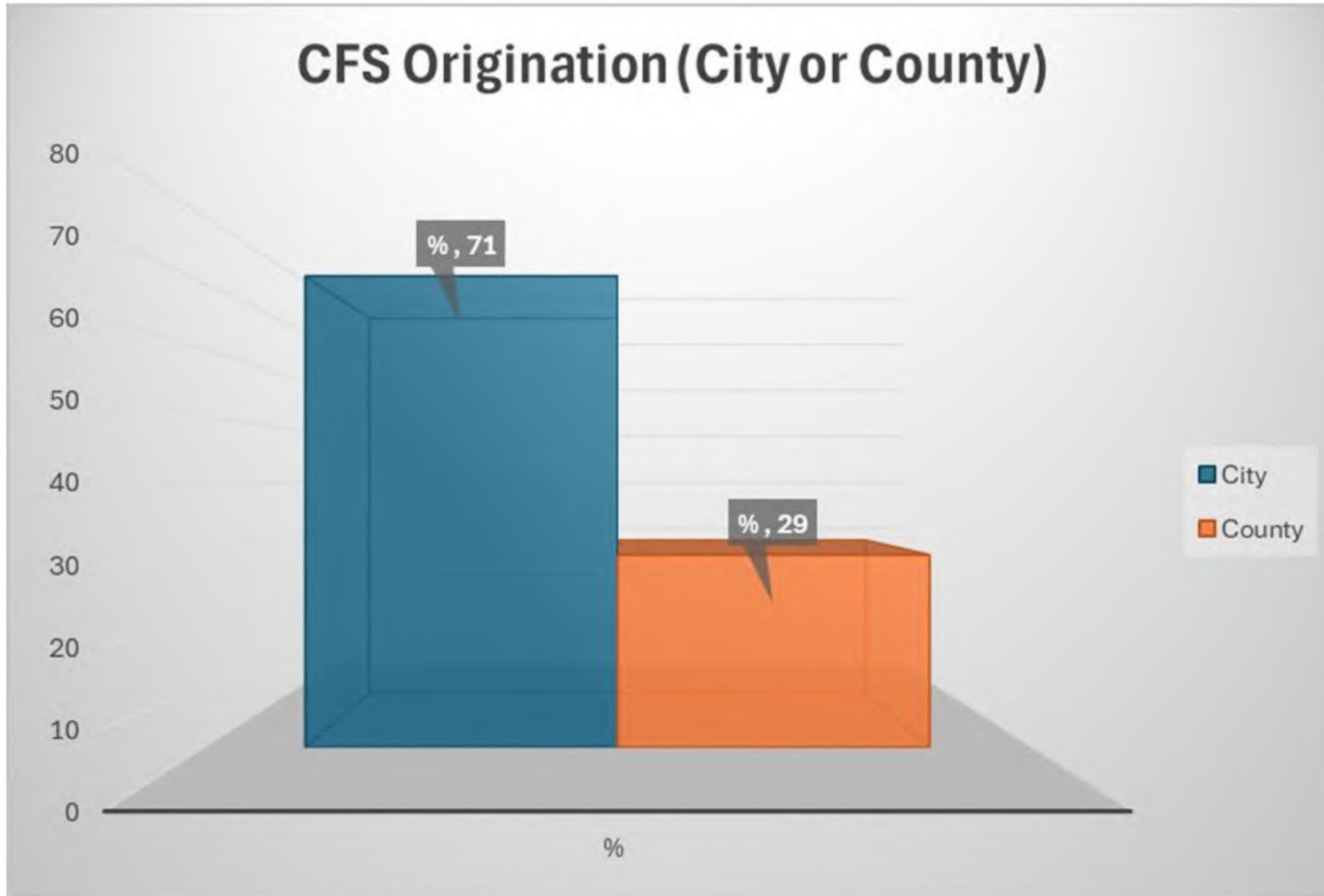


	Jan	Feb	Mar	Apr	May	June	July	Aug	Sept	Oct	Nov	Dec
2026	1368	980	1121									
2025	1297	1219	1256	1228	1317	1276	1301	1327	1341	1372	1389	1402
2024	1119	1128	1126	1081	1199	1206	1155	1370	1453	1152	1178	1324

CFS (Call for Service) — Each instance of an EMS unit being dispatched in response to an emergency or non-emergency request. A single incident may generate multiple CFS when more than one unit is assigned. Includes Medic units, Squads, Air, or SRT.



# CFS Origination (City or County )



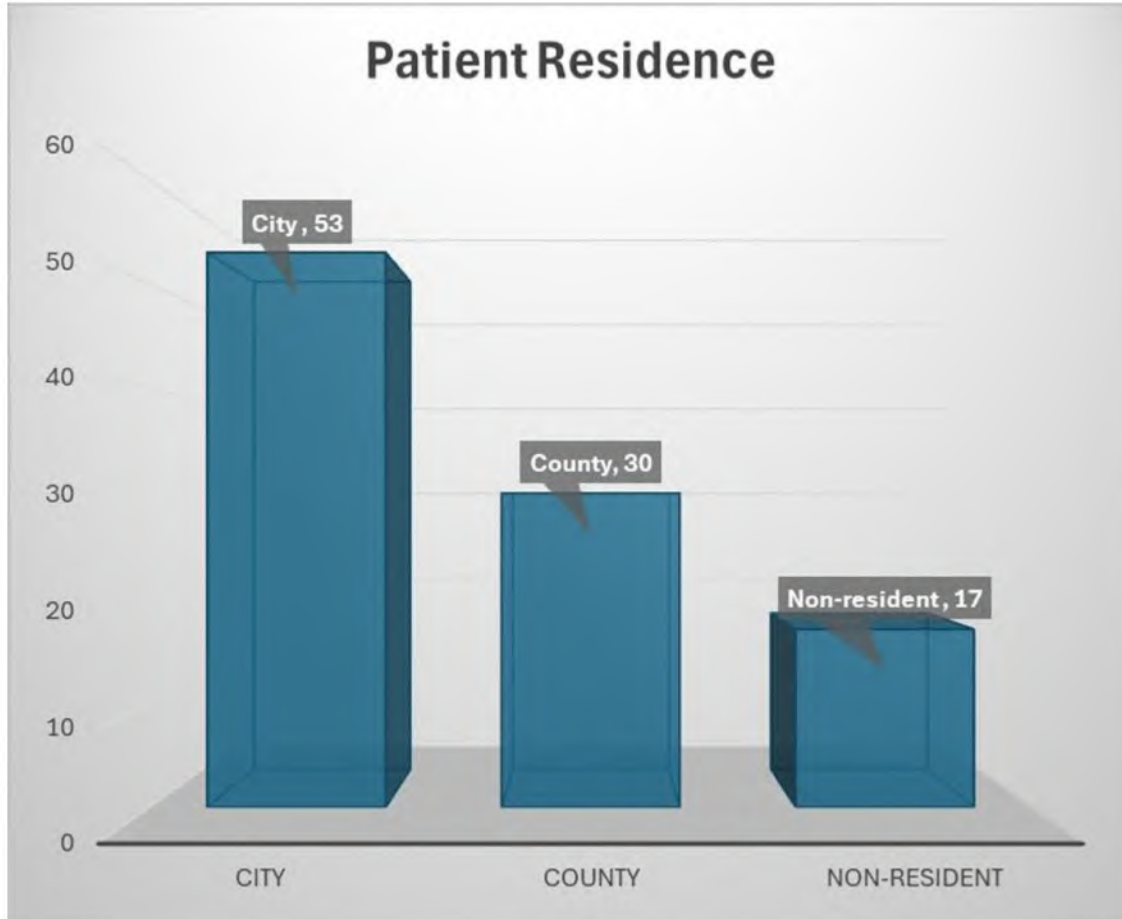
City / County Responses

	Jan	Feb	March	1st Qtr	%
City	658	516	572	1746	71%
County	276	182	248	706	29%
	2452				

Shows the location of all Calls for Service (CFS) for the quarter. *Shown as Percentage*



# Residence of Patients Transported by EMS



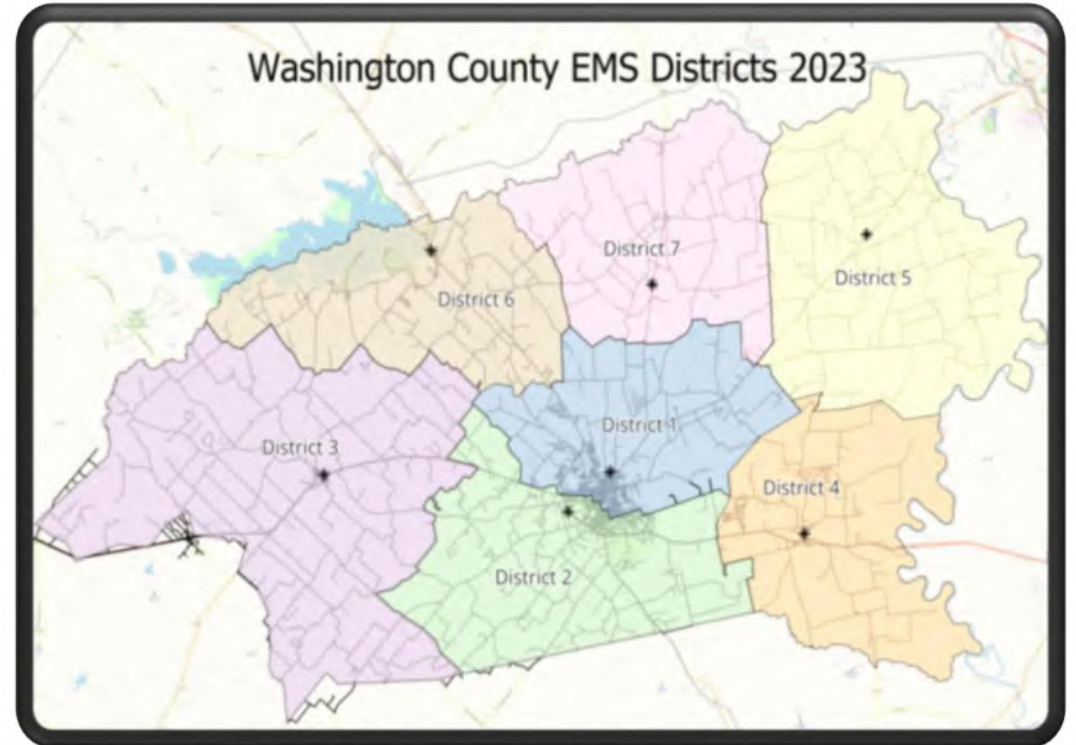
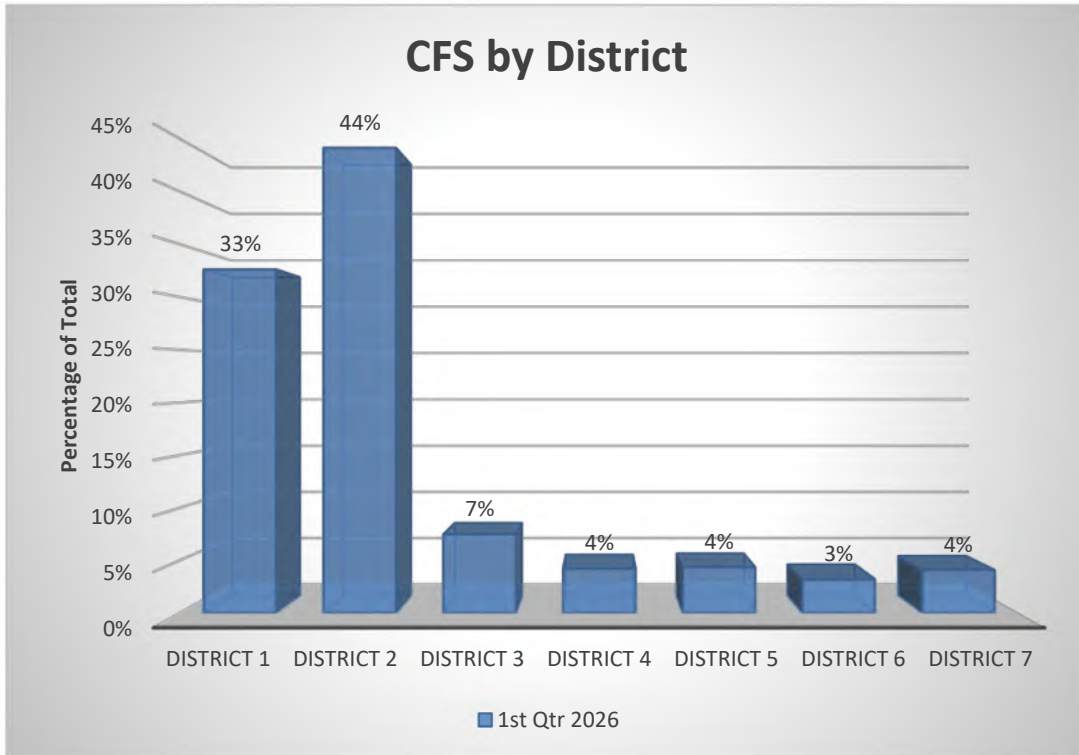
## Resident Status

	Jan	Feb	March	1st Qtr	%
<b>City</b>	411	341	357	1109	<b>53%</b>
<b>County</b>	249	163	208	620	<b>30%</b>
<b>Non resident</b>	150	91	120	361	<b>17%</b>
	<b>2090</b>				

Shows the residence of patients transported by EMS for the quarter. *(Graph shows percentages)*

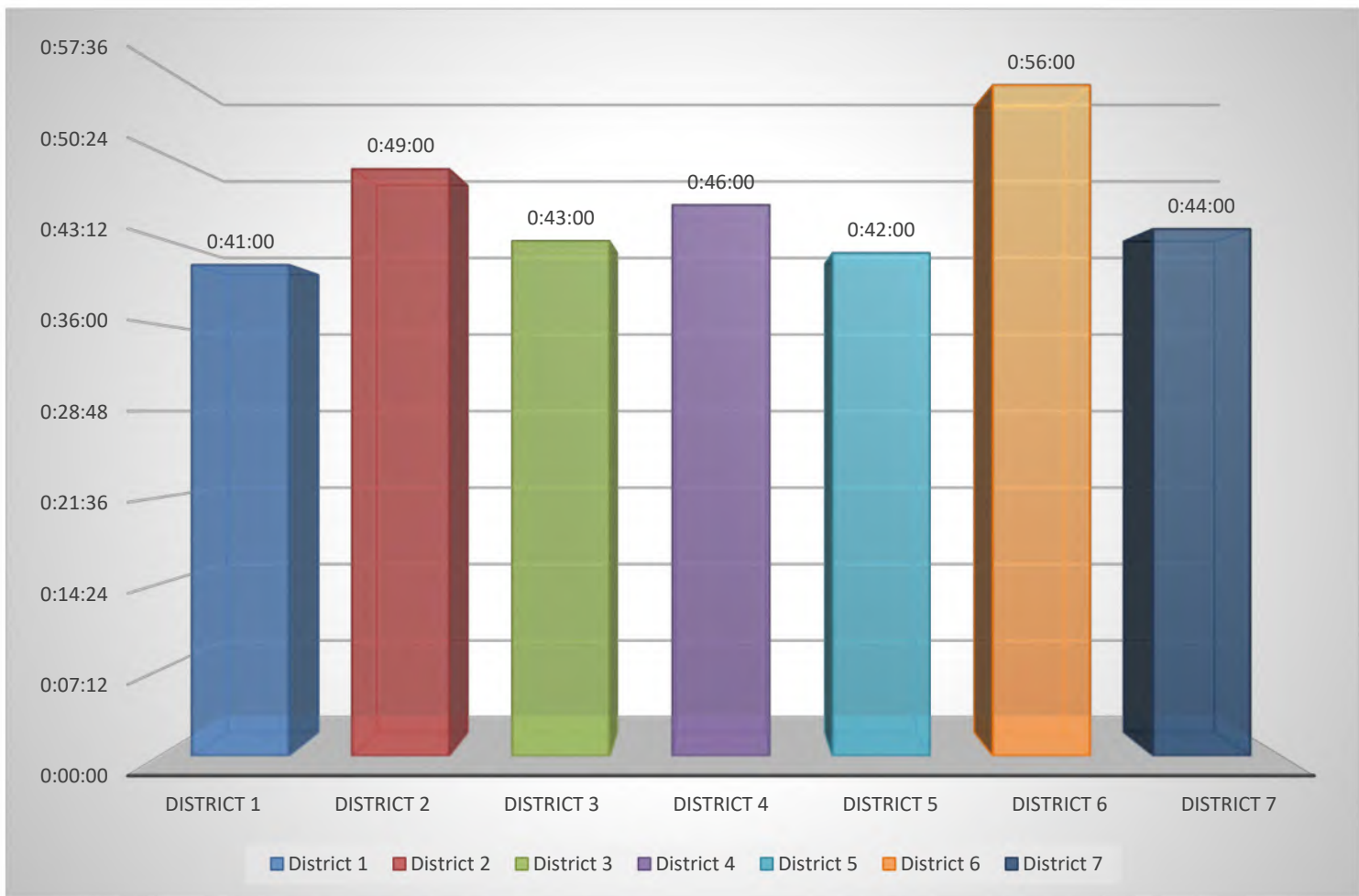


# Quarterly District Breakdown





# Median Chute Time for Each District – 911 calls

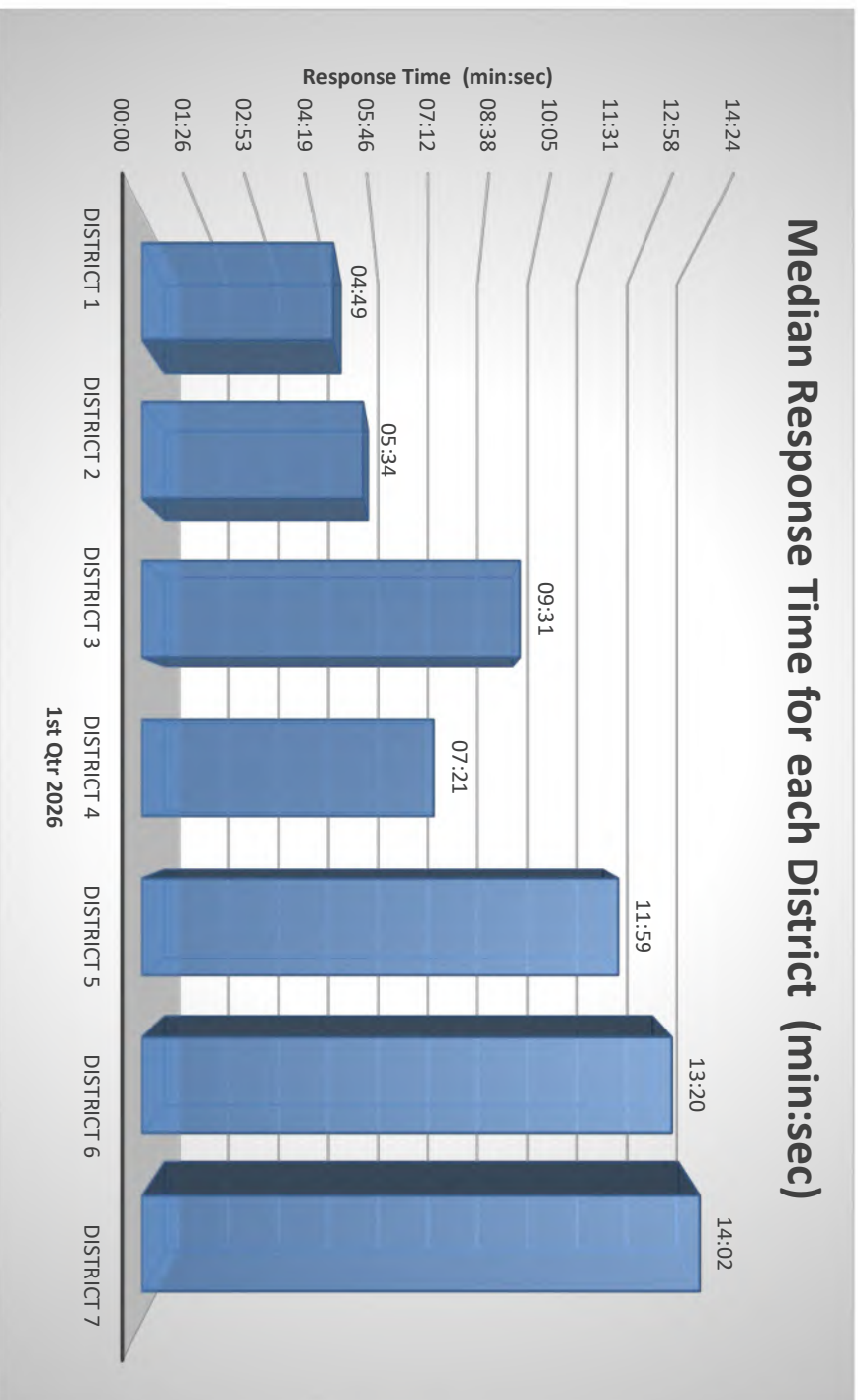


District	Q1 Mean	Q1 Median	Total Calls
District 1	00:53	00:41	454
District 2	01:34	00:49	741
District 3	01:02	00:43	74
District 4	00:53	00:46	76
District 5	02:45	00:42	97
District 6	01:09	00:56	52
District 7	00:59	00:44	45

Chute Time : Time from initial dispatch until unit physically enroute to call. (min:sec)



# Median Response Time Comparison for each District (min:sec)

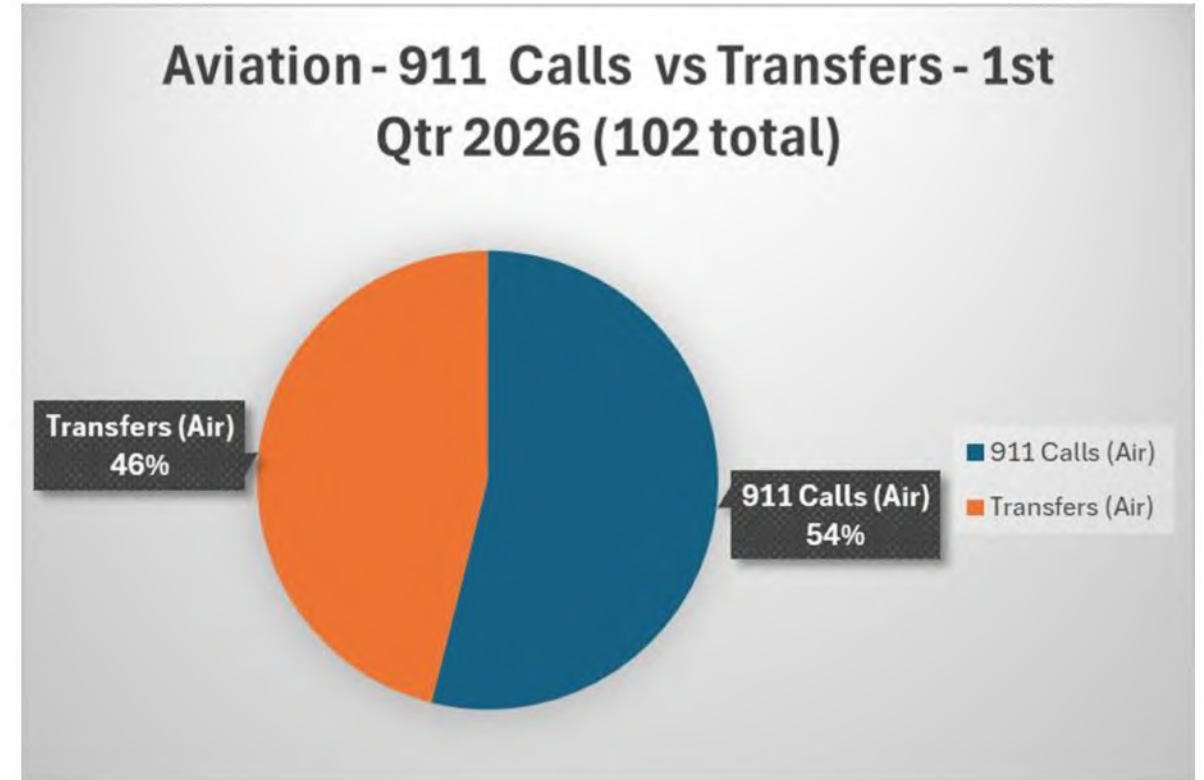
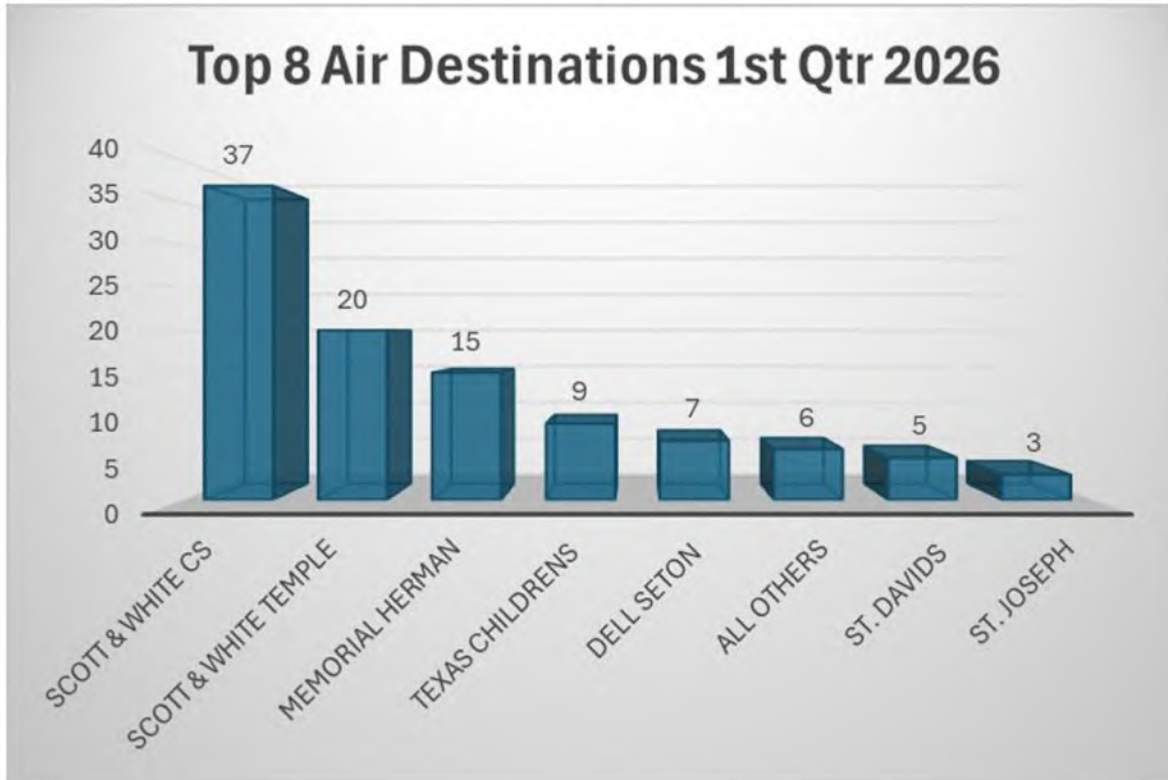


District	January 2026			February 2026			March 2026			Q1 Combined		
District	Count	Mean	Median	Count	Mean	Median	Count	Mean	Median	Count	Mean	Median
District 1	197	00:05:02	00:04:32	148	00:05:38	00:04:50	176	00:05:47	00:05:04	521	00:05:28	00:04:49
District 2	276	00:06:01	00:05:29	207	00:06:11	00:05:39	222	00:06:44	00:05:32	705	00:06:18	00:05:34
District 3	37	00:11:11	00:09:29	33	00:09:58	00:09:56	49	00:09:37	00:09:31	119	00:10:12	00:09:31
District 4	28	00:07:50	00:07:10	19	00:07:49	00:06:13	20	00:08:16	00:09:19	67	00:07:57	00:07:21
District 5	28	00:15:22	00:11:31	17	00:11:29	00:11:18	24	00:14:36	00:14:26	69	00:14:09	00:11:59
District 6	18	00:12:51	00:13:41	16	00:12:15	00:13:14	17	00:14:00	00:13:28	51	00:13:02	00:13:20
District 7	26	00:16:36	00:13:58	18	00:18:01	00:15:58	21	00:14:37	00:12:32	65	00:16:21	00:14:02
ALL DISTRICTS	610	00:07:11	00:05:48	458	00:07:13	00:05:57	529	00:07:39	00:05:57	1597	00:07:21	00:05:53

Response Time : Total time from  
dispatch to first unit on scene  
(min:sec)

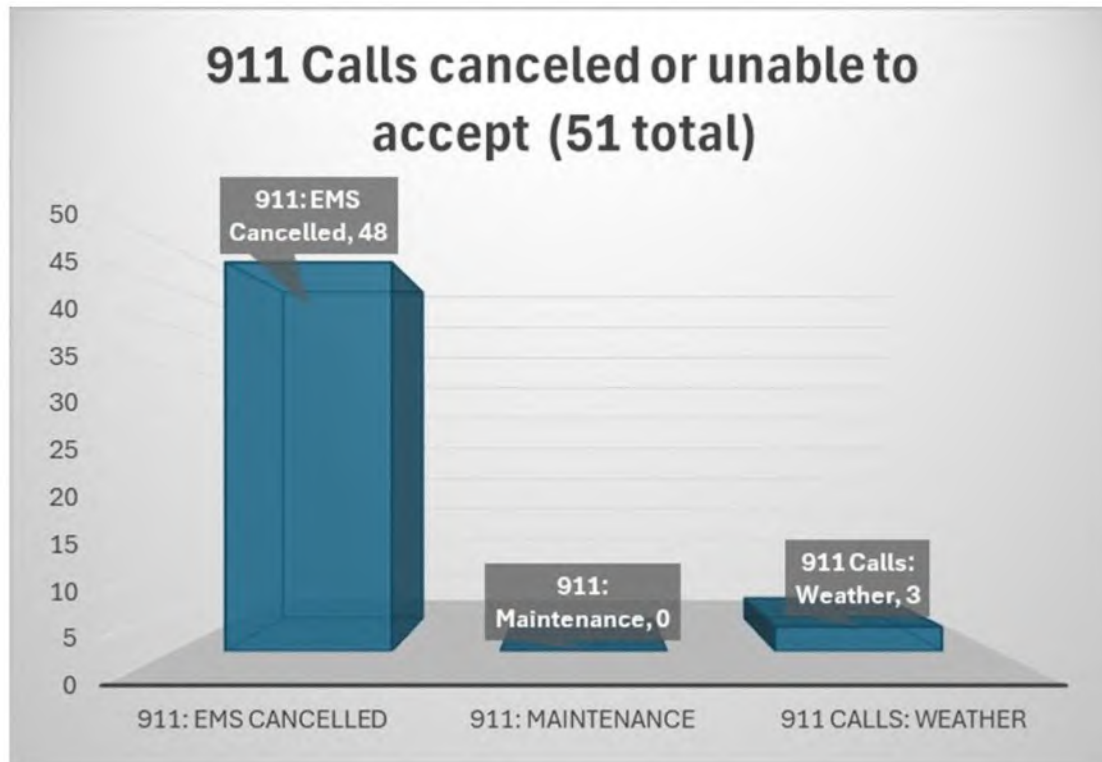


# Quarterly Aviation Division Transports





# Factors that cancelled Aircraft prior to arrival or could not accept mission





# Aircraft In-Service % Based on 2160 Hours

- Daily – 135 hours and 18 minutes = 6.26 %
- Additional OOS – 11 hours and 39 minutes = 0.54 %
- Total OOS = 6.80 %
- In – Service Time = 93.20 %
- **In – Service Time not including daily inspections = 99.46%**



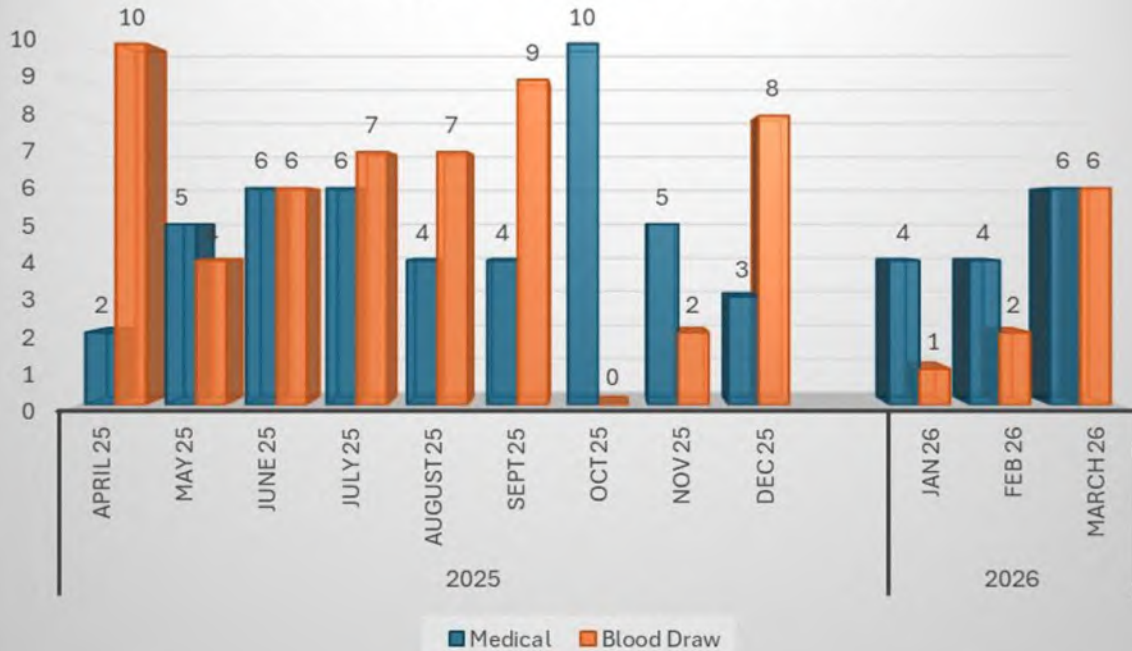
# Quarterly Priority Dispatching Breakdown

- **Priority 1** – Medic unit and Squad responding lights and sirens
  - **Priority 2** – Medic unit responding lights and sirens
  - **Priority 3** – Medic unit responding normal traffic (no lights and sirens)
  - **Priority 4** – Squad responding normal traffic (no lights and sirens)
- **Priority 1** = 235
  - **Priority 2** = 1134
  - **Priority 3** = 147
  - **Priority 4** = 1184

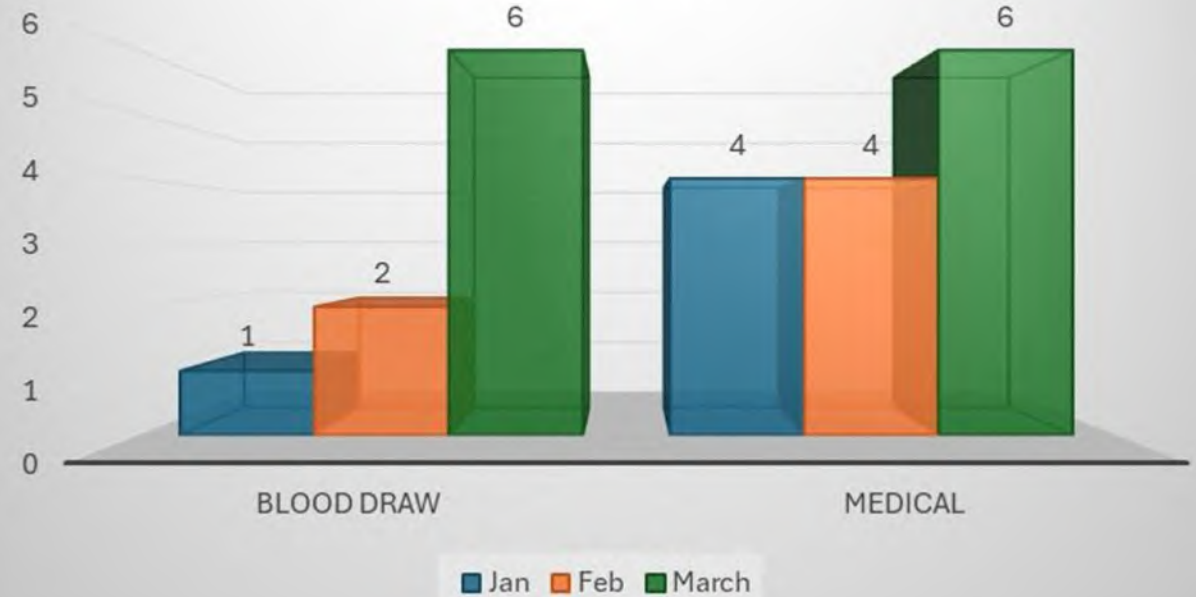


# Jail Breakdown Monthly

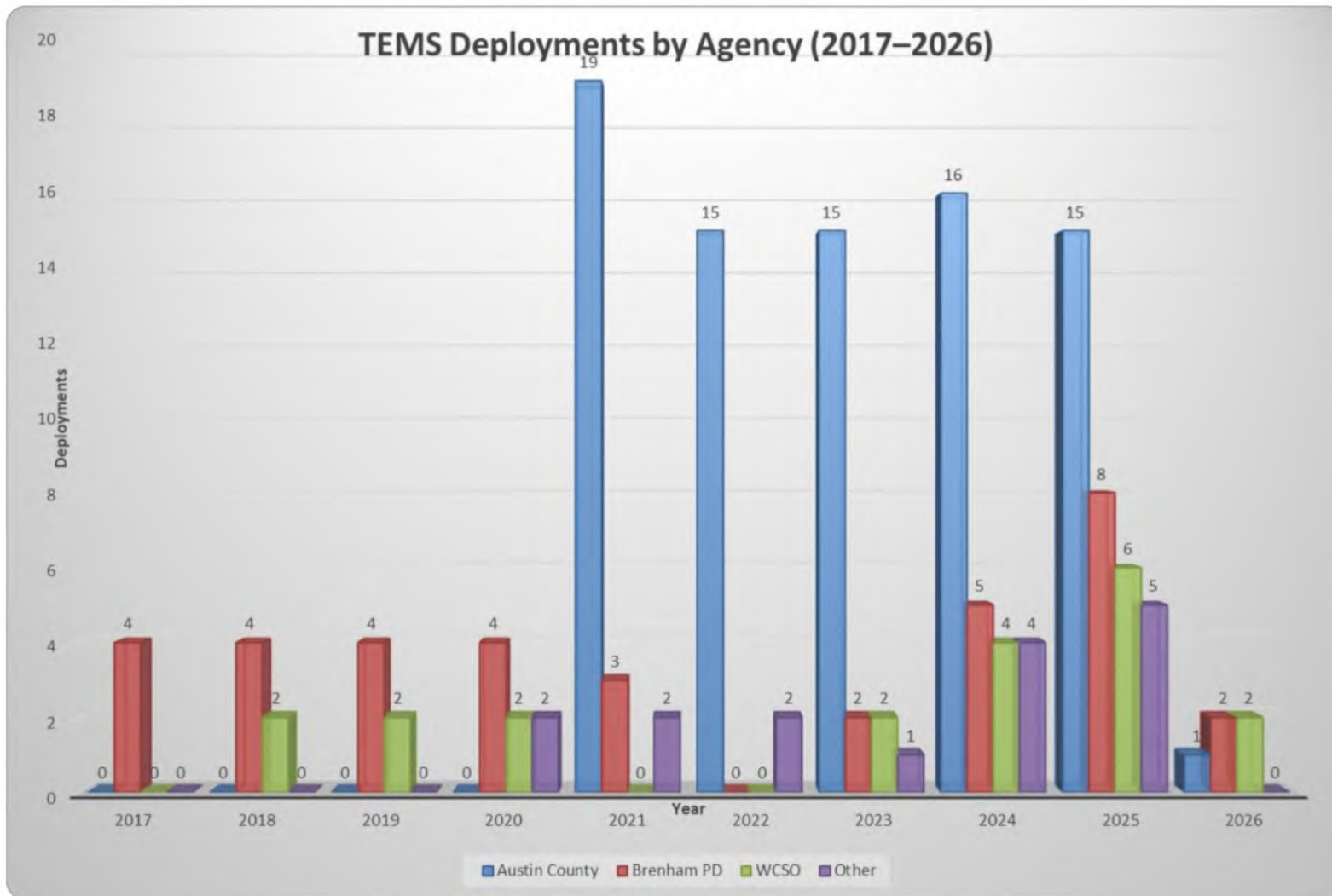
### Jail Responses last 12 months



### Jail Calls 1st Qtr 2026



# Tactical Emergency Medical Services (TEMS) Deployments



Year	Austin County	Brenham PD	WCSO	Other	Total
2017	0	4	0	0	4
2018	0	4	2	0	6
2019	0	4	2	0	6
2020	0	4	2	2	8
2021	19	3	0	2	24
2022	15	0	0	2	17
2023	15	2	2	1	20
2024	16	5	4	4	29
2025	15	8	6	5	34
2026	1	2	2	0	5



# Operational Efficiency – Ambulances

## Hybrid Ambulances – 301, 306, 307

### Efficiency >

Efficiency  
**8.4 MPGe** ↓ 0%

Fuel Used  
**7,001 gal** ↓ 1%

Energy Used  
**0 kwh** ↑ 0%

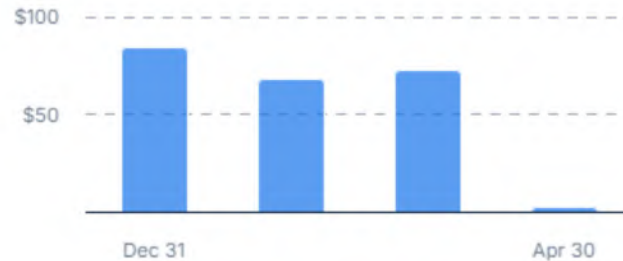
Gas Used ⓘ  
**0 gal** ↑ 0%

Distance  
**59,024 mi** ↓ 2%

### Idle Cost >

Est. Cost ⓘ **\$227.24** ↑ 27%      Fuel Wasted  
**60 gal** ↑ 11%

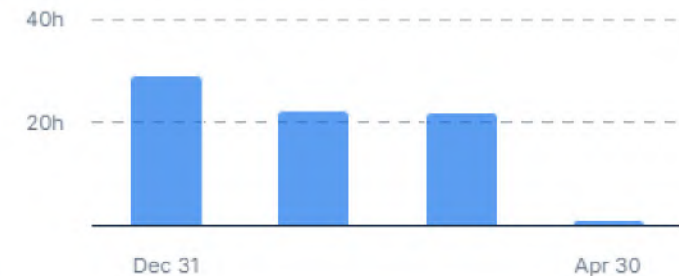
■ Inside Yards      ■ Outside Yards



### Total Idle Time >

Idle Time ⓘ **73h 41m** ↑ 14%      Idle Time % ⓘ **5%** ↑ 25%

■ Inside Yards      ■ Outside Yards





# Operational Efficiency – Ambulances

## MEPS Ambulances - 302, 303, 304, 305

### Efficiency >

Efficiency  
**7.5 MPGe** ↓1%

Fuel Used  
**4,839 gal** ↑2%

Energy Used  
**0 kwh** ↑0%

Gas Used ⓘ  
**0 gal** ↑0%

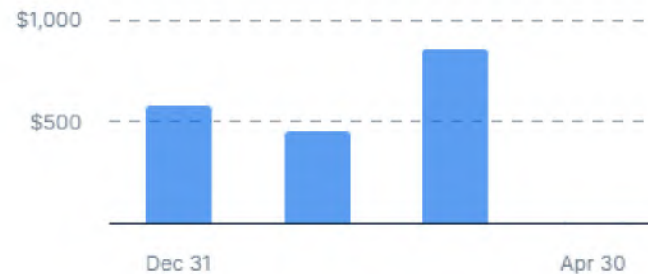
Distance  
**36,102 mi** ↑1%

### Idle Cost >

Est. Cost ⓘ **\$1,899** ↑11%

Fuel Wasted **474 gal** ↓4%

■ Inside Yards ■ Outside Yards

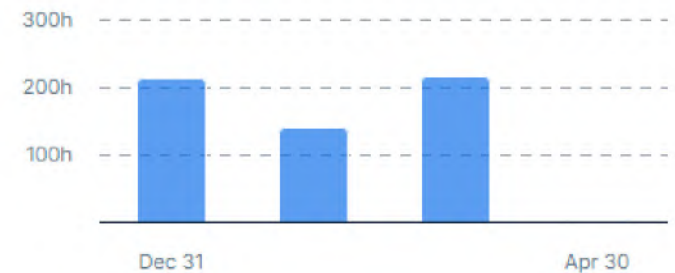


### Total Idle Time >

Idle Time ⓘ **568h** ↓1%

Idle Time % ⓘ **42%** ↓2%

■ Inside Yards ■ Outside Yards





# Total Ambulance Fleet Efficiency

Vehicle ▲	Efficiency ⓘ	Fuel Used ⓘ	Energy Used ⓘ	Distance ⓘ	Est. Carbon Emissions ⓘ	Est. Cost ⓘ
<a href="#">MICU_301</a>	8.0 MPG	🛢️ 1826.4 gal	–	14,630.6 mi	<a href="#">18,646.6 kg</a>	\$7,154.70
<a href="#">MICU_302</a>	5.0 MPG	🛢️ 17.5 gal	–	86.7 mi	<a href="#">178.2 kg</a>	\$64.26
<a href="#">MICU_303</a>	7.1 MPG	🛢️ 335.3 gal	–	2,380.6 mi	<a href="#">3,422.8 kg</a>	\$1,293.25
<a href="#">MICU_304</a>	7.5 MPG	🛢️ 2350.7 gal	–	17,646.4 mi	<a href="#">23,999.2 kg</a>	\$9,623.91
<a href="#">MICU_305</a>	7.5 MPG	🛢️ 2135.3 gal	–	15,988.5 mi	<a href="#">21,800.2 kg</a>	\$8,693.91
<a href="#">MICU_306</a>	8.5 MPG	🛢️ 1942.9 gal	–	16,535.7 mi	<a href="#">19,836.0 kg</a>	\$7,973.20
<a href="#">MICU_307</a>	8.2 MPG	🛢️ 1506.8 gal	–	12,381.8 mi	<a href="#">15,383.4 kg</a>	\$5,440.31
<a href="#">MICU_308</a>	9.0 MPG	🛢️ 1054.2 gal	–	9,473.5 mi	<a href="#">10,763.0 kg</a>	\$4,532.37
<a href="#">MICU_309</a>	9.0 MPG	🛢️ 670.4 gal	–	6,002.4 mi	<a href="#">6,843.9 kg</a>	\$2,852.87



# Operational Efficiency – Squads

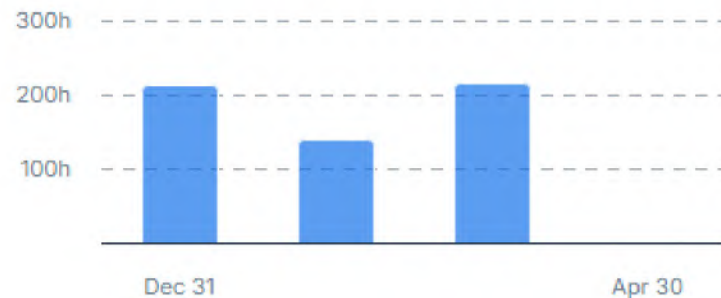
## Electric Squad – F150

## Hybrid Squad Explorer - 33

### Total Idle Time >

Idle Time <sup>i</sup> **568h** ↓1%  
Idle Time % <sup>i</sup> **42%** ↓2%

■ Inside Yards ■ Outside Yards



### Efficiency >

Efficiency  
**16.0 MPGe** ↓2%

Fuel Used  
**114 gal** ↓56%

Energy Used  
**0 kwh** ↑0%

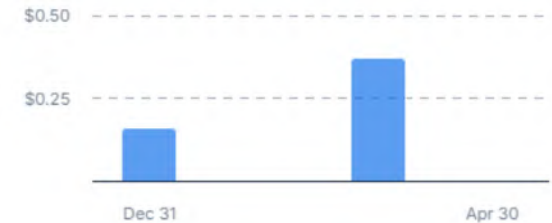
Gas Used <sup>i</sup>  
**0 gal** ↑0%

Distance  
**1,829 mi** ↓57%

### Idle Cost >

Est. Cost <sup>i</sup> **\$0.53** ↑6%  
Fuel Wasted **0 gal** ↓12%

■ Inside Yards ■ Outside Yards





# Operational Efficiency – Standard Non-Hybrid Squads

## Efficiency >

Efficiency  
**9.9 MPGe** ↑ 2%

Fuel Used  
**1,691 gal** ↑ 5%

Energy Used  
**0 kwh** ↑ 0%

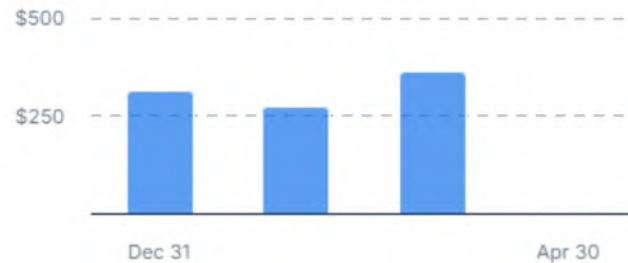
Gas Used ⓘ  
**0 gal** ↑ 0%

Distance  
**16,556 mi** ↑ 6%

## Idle Cost >

Est. Cost ⓘ **\$947.32** ↓ 4%      Fuel Wasted **274 gal** ↓ 10%

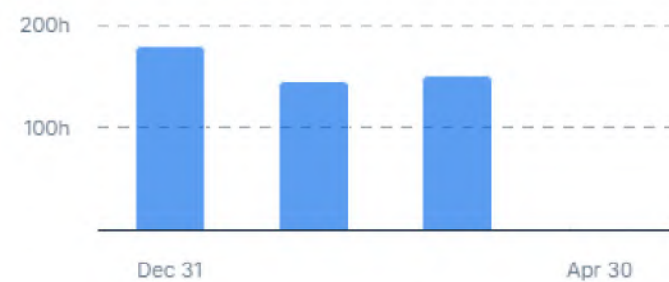
■ Inside Yards    ■ Outside Yards



## Total Idle Time >

Idle Time ⓘ **476h** ↓ 12%      Idle Time % ⓘ **51%** ↓ 9%

■ Inside Yards    ■ Outside Yards

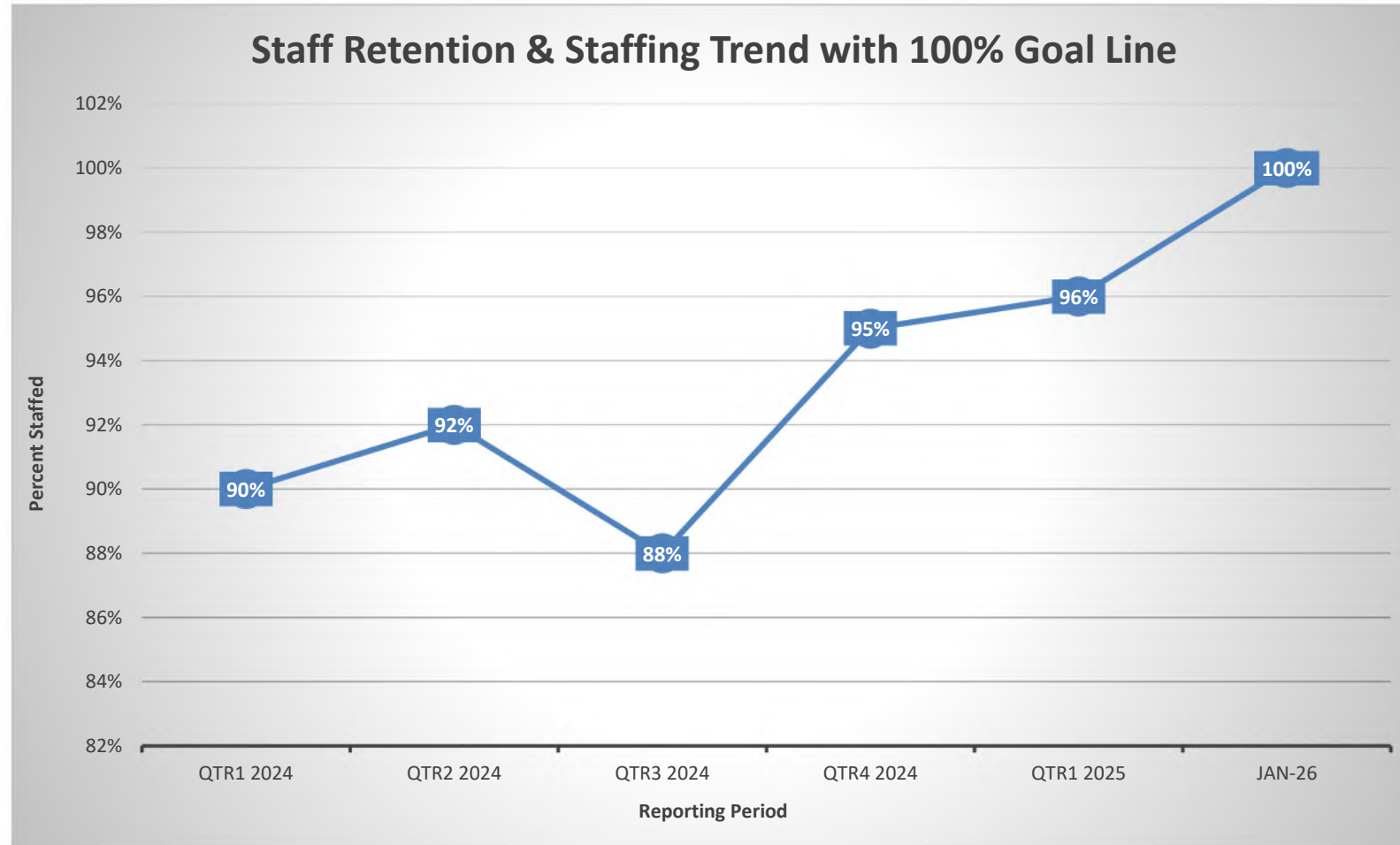




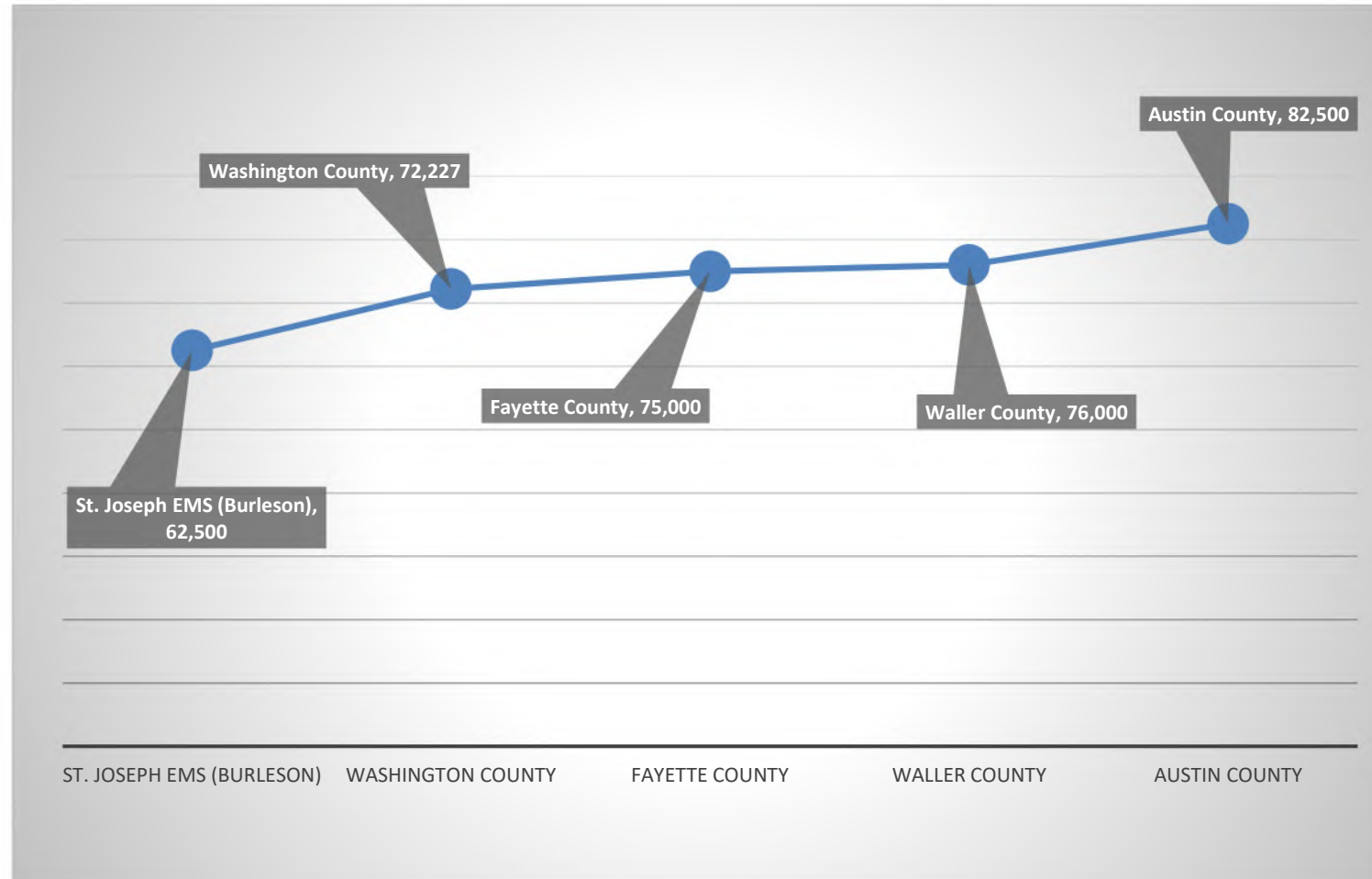
# Total Squad Fleet Efficiency

Vehicle ▲	Efficiency ⓘ	Fuel Used ⓘ	Energy Used ⓘ	Distance ⓘ	Est. Carbon Emissions ⓘ	Est. Cost ⓘ
<a href="#">Squad 11</a>	10.2 MPG	🚛 620.4 gal	-	6,315.1 mi	<u>6,333.3 kg</u>	\$2,481.43
<a href="#">Squad 22</a>	8.6 MPG	🚛 725.8 gal	-	6,274.0 mi	<u>6,371.1 kg</u>	\$2,327.80
<a href="#">Squad 33</a>	16.0 MPG	🚛 114.0 gal	-	1,828.9 mi	<u>1,000.5 kg</u>	\$352.30
<a href="#">Squad 55</a>	11.5 MPG	🚛 345.3 gal	-	3,967.2 mi	<u>3,030.9 kg</u>	\$1,267.06
<a href="#">Squad 88</a>	52.4 MPGe	-	⚡ 3109.8 kWh	4,837.6 mi	-	\$425.23

# Staffing Trends & Improvements



# 2026 Market Analysis Starting Paramedic Annual Base Pay

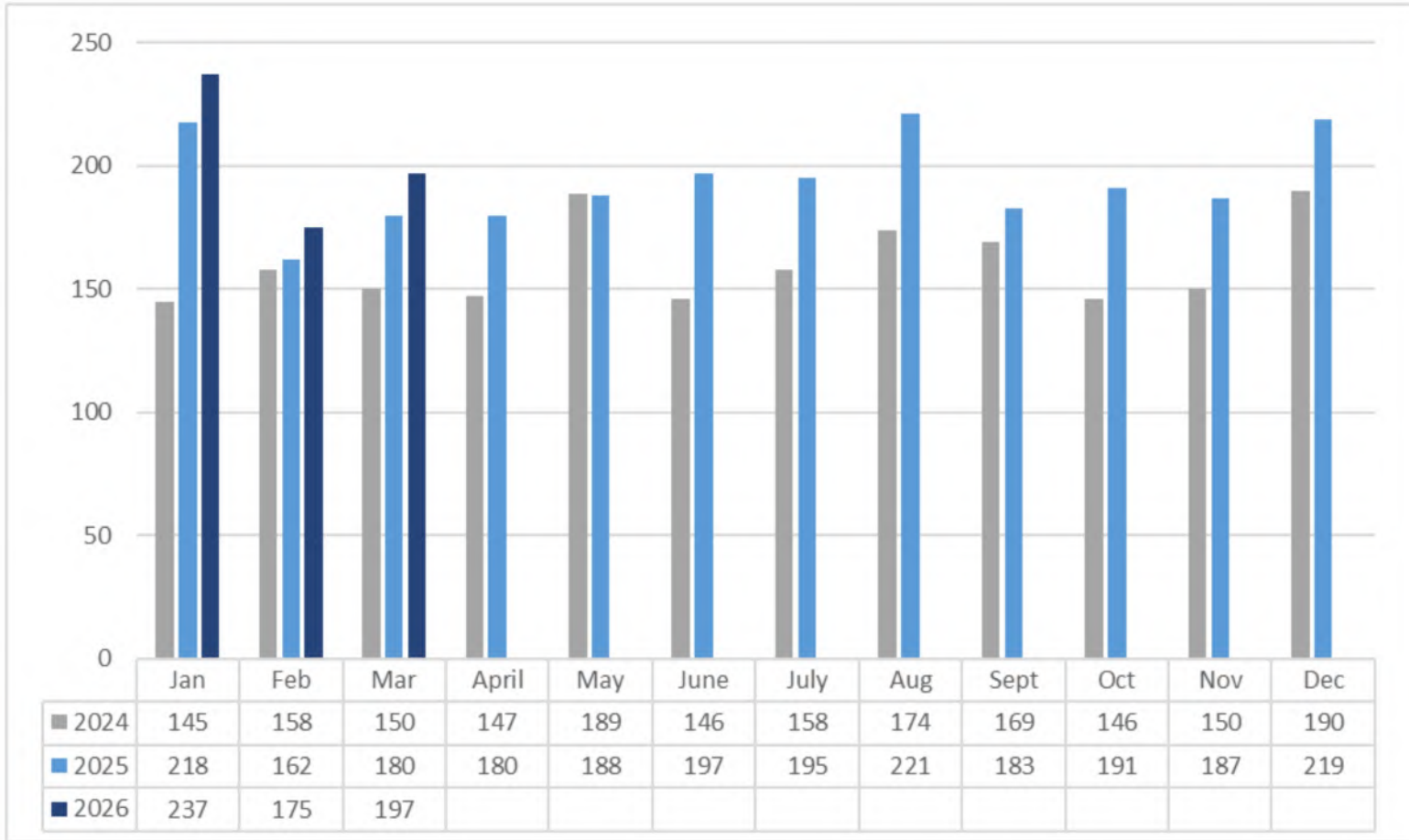


**Starting Paramedic Base Pay –  
Regional Comparison:**

**Lowest: \$63,000  
Average: \$72,750  
Highest: \$82,500**



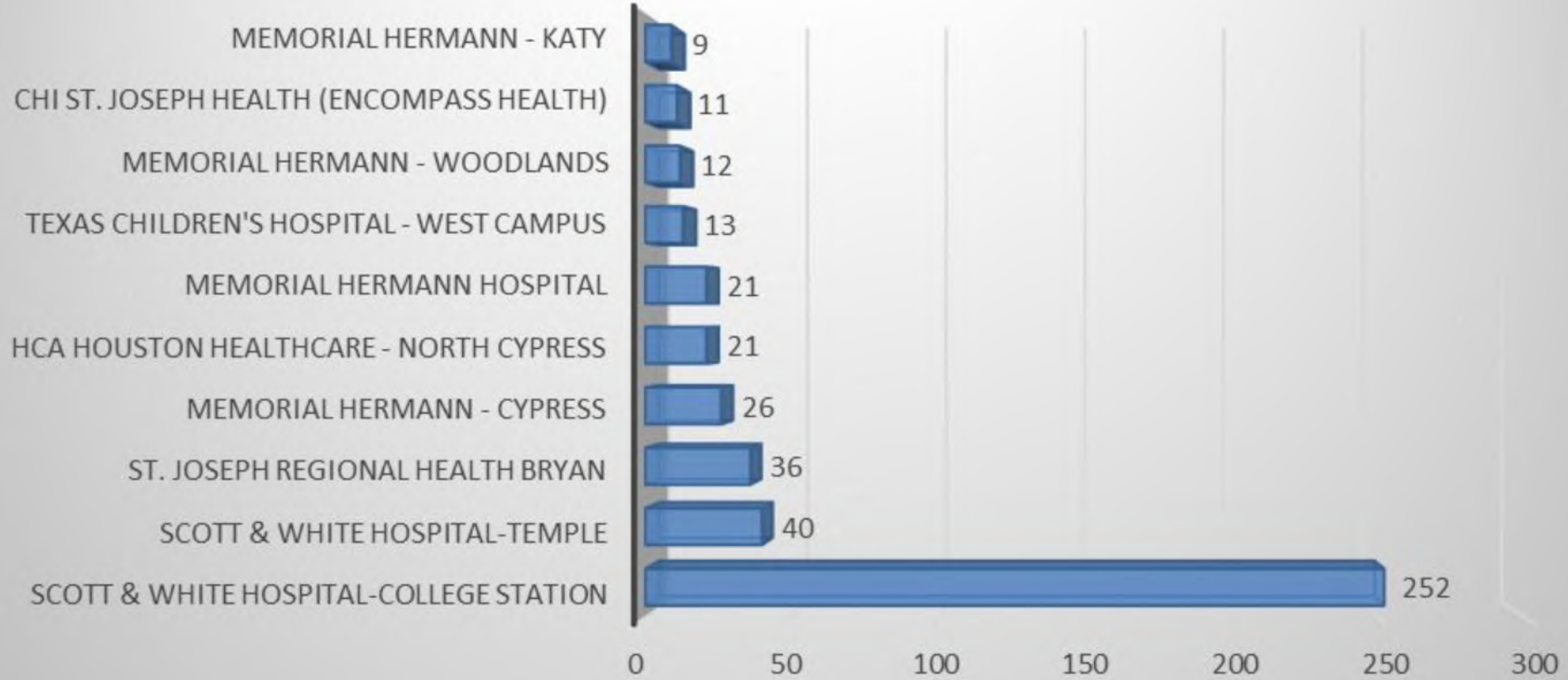
# Facility Patient Transfers



IFT rate continues to trend up with a 46% increase in transfers in the 1st Qtr of 2026 vs 2023



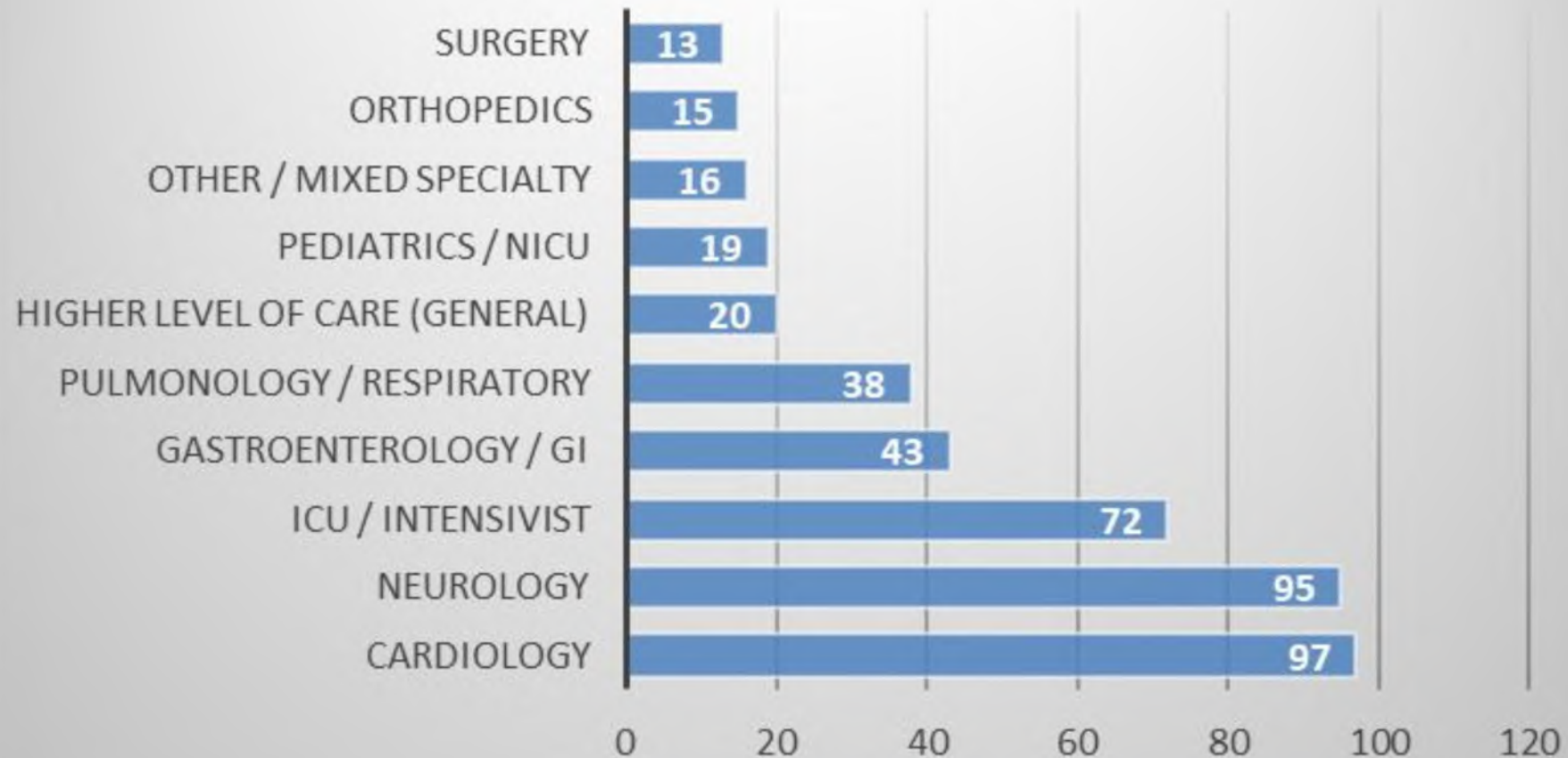
## Facility Destinations (Top 10)



WCEMS Transported to 65 different facilities in the 1st Quarter 2026



## Facility Specialties (Top 10)



Overall there were 25 distinct specialties that patients were transferred to outside of the county. This list shows the top 10 specialists required>



# Advanced Community Paramedic Home Visits





# System Status Analysis

2025	Level 1	Level 2
January	0	0
February	1	0
March	0	0
April	0	0
May	0	0
June	0	0
July	0	0
August	0	0
September	0	0
October	0	0
November	0	0
December	0	0

2026	Level 1	Level 2
January	0	0
February	0	0
March	0	1
April	0	0
May	0	0
June	0	0
July	0	0
August	0	0
September	0	0
October	0	0
November	0	0
December	0	0

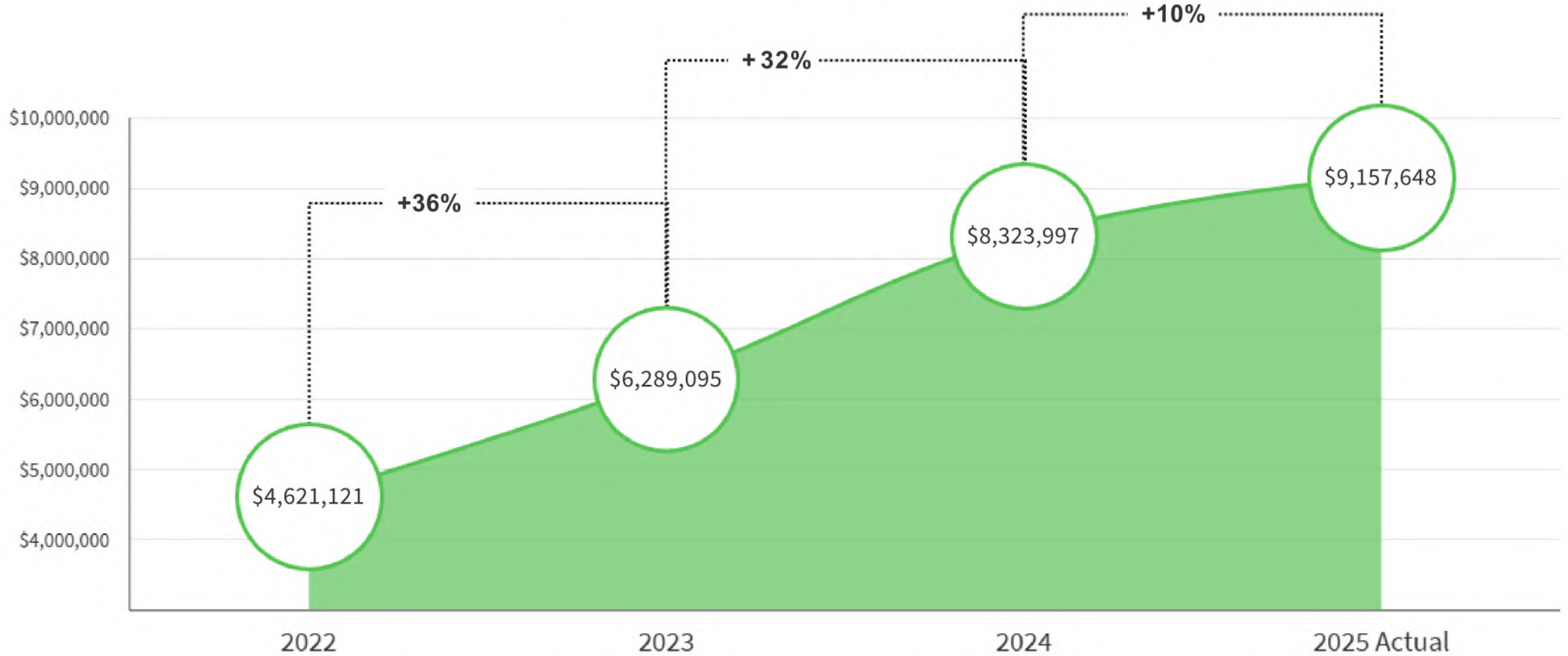


Washington County EMS Monthly Report													
2026	Jan	Feb	Mar	April	May	June	July	Aug	Sept	Oct	Nov	Dec	YTD 2026
EMS Collections	\$569,645.96	\$716,525.29	\$635,265.28										\$1,921,436.53

Call Volume													
Total CAD Calls	1368	980	1121										3469
Total Aviation Calls/Training	48	31	23										102
Total Patients Handled	816	613	699										2128
Blood Draw Agency Assist	1	2	6										9
City Responses	658	516	572										1746
County Responses	276	182	248										706
Interfacility Transfer OOC	199	147	162										508
Scene to OOC	63	51	43										157
Stand-bys	9	1	8										18
Squad Responses	364	242	237										843
City Residents Using EMS	411	341	357										1109
Co. Residents Using EMS	249	163	208										620
OOO* Residents Using EMS	150	91	120										361



# TOTAL EMS REVENUE SIMPLIFIED BY YTD TOTALS





Washington County EMS Revenue for January 2026		
EMS Revenue	478002	\$16,652.32
Security Credit Coll Agency	478002	\$0.00
Restitution	478002	\$90.00
Medicare Direct Deposit	478002	\$101,064.00
Medicaid Direct Deposit	478002	\$7,367.67
Private Ins. Direct Deposit	478002	\$174,023.56
Nursing Home Contract	478002	\$0.00
Stand-by Contract	478004	\$0.00
Baylor Scott & White Claims	478002	\$0.00
Employee Contract	478002	\$0.00
<b>Account Interest - Cadence Bank</b>	<b>146100</b>	<b>\$2,068.43</b>
<b>Sub Total Ground Revenue:</b>		<b>\$301,265.98</b>
AIR - Medicare Direct Deposit	478005	\$43,310.72
AIR - Medicaid Direct Deposit	478005	\$0.00
AIR - Private Ins. Direct Deposit	478005	\$216,604.64
AIR - EMS Revenue	478005	\$8,464.62
<b>Sub Total Air Revenue:</b>		<b>\$268,379.98</b>
<b>Total Air &amp; Ground Revenue:</b>		<b>\$569,645.96</b>
<b>Refund - Ground</b>	<b>478002</b>	<b>-\$379.37</b>
Refund Reimbursement	478002	
<b>Contractual Allowance from IStream Payor - Ground</b>	<b>478002</b>	
<b>NSF</b>	<b>478002</b>	
<b>EMS MC Fee - AIR January</b>	<b>010-2200-54190</b>	<b>-\$34,232.02</b>
<b>EMS MC Fee - GROUND January</b>	<b>010-2200-54190</b>	<b>-\$16,175.63</b>
<b>Grand Total after EMSMC Fee:</b>		<b>\$518,858.94</b>

Washington County EMS Donations for January 2026		
Donation	470000	\$3,650.00
Reimbursement to Donation	470000	\$0.00
CPR Classes	470003	\$120.00
Spec. Ops. T-Shirts	470005	\$0.00
Spec. Ops. Training	470004	\$0.00
Spec. Ops. Testing	470006	\$0.00
BVRAC Reimbursements	470007	\$0.00
Contract Payment	470010	\$0.00
Vaccinations	470015	\$0.00
<b>Account Interest - Cadence Bank</b>	<b>460100</b>	<b>\$22.06</b>
<b>Total:</b>		<b>\$3,792.06</b>



Washington County EMS Revenue for February 2026		
EMS Revenue	478002	\$24,721.95
Security Credit Coll Agency	478002	\$0.00
Restitution	478002	\$150.00
Medicare Direct Deposit	478002	\$218,853.24
Medicaid Direct Deposit	478002	\$10,021.92
Private Ins. Direct Deposit	478002	\$196,711.53
Nursing Home Contract	478002	\$0.00
Stand-by Contract	478004	\$0.00
Baylor Scott & White Claims	478002	\$0.00
Employee Contract	478002	\$0.00
<b>Account Interest - Cadence Bank</b>	<b>146100</b>	<b>\$2,741.97</b>
<b>Sub Total Ground Revenue:</b>		<b>\$453,200.61</b>
AIR - Medicare Direct Deposit	478005	\$51,472.38
AIR - Medicaid Direct Deposit	478005	\$0.00
AIR - Private Ins. Direct Deposit	478005	\$197,780.59
AIR - EMS Revenue	478005	\$14,071.71
<b>Sub Total Air Revenue:</b>		<b>\$263,324.68</b>
<b>Total Air &amp; Ground Revenue:</b>		<b>\$716,525.29</b>
<b>Refund - Ground</b>	<b>478002</b>	
Refund Reimbursement	478002	
<b>Contractual Allowance from IStream Payor - Ground</b>	<b>478002</b>	
<b>NSF</b>	<b>478002</b>	
<b>EMS MC Fee - AIR February</b>	<b>010-2200-54190</b>	<b>-\$33,036.72</b>
<b>EMS MC Fee - GROUND February</b>	<b>010-2200-54190</b>	<b>-\$21,821.22</b>
<b>Grand Total after EMSMC Fee:</b>		<b>\$661,667.35</b>

Washington County EMS Donations for February 2026		
Donation	470000	\$7,400.00
Reimbursement to Donation	470000	\$0.00
CPR Classes	470003	\$560.00
Spec. Ops. T-Shirts	470005	\$0.00
Spec. Ops. Training	470004	\$0.00
Spec. Ops. Testing	470006	\$0.00
BVRAC Reimbursements	470007	\$0.00
Contract Payment	470010	\$0.00
Vaccinations	470015	\$0.00
<b>Account Interest - Cadence Bank</b>	<b>460100</b>	<b>\$30.46</b>
<b>Total:</b>		<b>\$7,990.46</b>

\* Received donation of a \$100 gift card to HEB.



Washington County EMS Revenue for March 2026		
EMS Revenue	478002	\$27,137.89
Security Credit Coll Agency	478002	\$0.00
Restitution	478002	\$350.00
Medicare Direct Deposit	478002	\$102,353.90
Medicaid Direct Deposit	478002	\$6,937.27
Private Ins. Direct Deposit	478002	\$293,241.77
Nursing Home Contract	478002	\$0.00
Stand-by Contract	478004	\$0.00
Baylor Scott & White Claims	478002	\$0.00
Employee Contract	478002	\$0.00
<b>Account Interest - Cadence Bank</b>	<b>146100</b>	<b>\$2,206.02</b>
<b>Sub Total Ground Revenue:</b>		<b>\$432,226.85</b>
AIR - Medicare Direct Deposit	478005	\$71,999.55
AIR - Medicaid Direct Deposit	478005	\$2,104.17
AIR - Private Ins. Direct Deposit	478005	\$119,685.28
AIR - EMS Revenue	478005	\$9,249.43
<b>Sub Total Air Revenue:</b>		<b>\$203,038.43</b>
<b>Total Air &amp; Ground Revenue:</b>		<b>\$635,265.28</b>
<b>Refund - Ground</b>	<b>478002</b>	
Refund Reimbursement	478002	
<b>Contractual Allowance from IStream Payor - Ground</b>	<b>478002</b>	
<b>NSF</b>	<b>478002</b>	
<b>EMS MC Fee - AIR March</b>	<b>010-2200-54190</b>	<b>-\$37,905.10</b>
<b>EMS MC Fee - GROUND March</b>	<b>010-2200-54190</b>	<b>-\$24,935.63</b>
<b>Grand Total after EMSMC Fee:</b>		<b>\$572,424.55</b>

Washington County EMS Donations for March 2026		
Donation	470000	\$7,245.00
Reimbursement to Donation	470000	\$0.00
CPR Classes	470003	\$2,545.00
Spec. Ops. T-Shirts	470005	\$0.00
Spec. Ops. Training	470004	\$0.00
Spec. Ops. Testing	470006	\$0.00
BVRAC Reimbursements	470007	\$0.00
Contract Payment	470010	\$0.00
Vaccinations	470015	\$0.00
<b>Account Interest - Cadence Bank</b>	<b>460100</b>	<b>\$11.60</b>
<b>Total:</b>		<b>\$9,801.60</b>

\* Plan North donated EMS 52 tickets @ \$45 per ticket for the Local Fest on 3/21/2026



**WASHINGTON COUNTY EMS FLEET**

Odometer Readings		Jan	Feb	Mar	April	May	June	July	Aug	Sept	Oct	Nov	Dec	
Medic 1 (2022)	139,330	145464	150435	153995										14,665
Medic 2 (2020)	248,260	248260	248342	248342										82
Medic 3 (2020)	246,832	248559	248673	249206										2,374
Medic 4 (2017)	181,886	187645	192822	199427										17,541
Medic 5 (2021)	191,482	199034	201545	207531										16,049
Medic 6 (2022)	53,495	59768	63887	69943										16,448
Medic 7 (2021)	173,552	180926	185973	185973										12,421
Medic 8 (2024)	19,924	23564	24233	29320										9,396
Medic 9 (2024)	9,831	10202	13011	15810										5,979
Squad 11 (2018 F350) SRT	137,144	139522	141120	143358										6,214
Squad 22 (2018 Explorer)	109,739	112456	114104	116415										6,676
Squad 33 (2020 Explorer)	107,865	108668	109331	109695										1,830
Squad 44 (2020 Explorer)	0	0	0											0
Squad 55 (2019 F150)	154,181	145452	145964	149145										-5,036
Squad 66 (2025 F150)	23,976.00	26004	27148	27810										3,834
Squad 77 (2022 Ford Exped)	61,153.00	62558	63677	65055										3,902
Squad 88 (2024 F150)	34740	36495	37751	39545										4,805





Washington County EMS 2024 Yearly Review												
2024	Ground Revenue	AIR Revenue	Air Flights	County Resident Write-Off AIR	Estimated Air Revenue Due	Total Requests for Service	Task Force	TASPP	Misc.	HRSA	BVCOG	Donations
Jan-24	\$261,841.20	\$229,867.51	22	\$74,277.41		53						\$ 3,616.80
Feb-24	\$208,903.56	\$271,804.12	25	\$490.00		47						\$ 4,321.04
Mar-24	\$388,179.25	\$161,765.38	21	\$74,277.41		61						\$ 3,417.38
Apr-24	\$319,841.26	\$112,513.98	25	\$68,886.70		52	\$30,653.33				\$ 10,418.00	\$ 7,229.56
May-24	\$278,324.53	\$247,278.53	30	\$28,521.13		49						\$ 2,782.18
Jun-24	\$392,544.76	\$218,443.63	32	\$1,492.59		48	\$11,768.14					\$ 4,098.55
Jul-24	\$283,187.86	\$488,122.41	26	\$61,234.72		55						\$ 2,844.72
Aug-24	\$345,599.16	\$332,071.07	43	\$70,511.97		51					\$ 15,198.30	\$ 7,735.68
Sep-24	\$395,238.57	\$501,831.82	31	\$1,314.71		62			\$349,473.70			\$ 4,098.17
Oct-24	\$504,292.02	\$278,150.12	40	\$102,351.63		67		\$23,973.26				\$ 5,748.16
Nov-24	\$413,447.33	\$279,930.98	31	\$39,046.16		61	\$55,940.48		\$5,591.70			\$ 3,570.47
Dec-24	\$411,437.89	\$383,092.29	28	\$75,470.46		50			\$6,275.00			\$ 57,533.45
<b>TOTALS</b>	<b>\$4,202,837.39</b>	<b>\$3,504,871.84</b>	<b>354</b>	<b>\$597,874.89</b>	<b>\$3,698,550.84</b>	<b>656</b>	<b>\$98,361.95</b>	<b>\$23,973.26</b>	<b>\$361,340.40</b>		<b>\$ 25,616.30</b>	<b>\$ 106,996.16</b>

Misc:	Land Acquisition	\$349,473.70									Total: \$ 8,323,997.30	
	Axon Education	\$6,275.00										
	TAC	\$5,591.70										

Washington County EMS 2025 Yearly Review												
2025	Ground Revenue	AIR Revenue	Air Flights	County Resident Write-Off AIR	Estimated Air Revenue Due	Total Requests for Service	Task Force	TASPP	Misc.	HRSA	BVCOG	Donations
Jan-25	\$410,859.24	\$498,581.70	27	\$99,620.30		52	\$185,478.72		\$7,508.85		\$ 10,830.00	\$ 1,741.13
Feb-25	\$153,009.51	\$442,085.05	20	\$15,153.40		47						\$ 3,285.31
Mar-25	\$533,539.81	\$301,075.25	36	\$89,697.75		55			\$1,121.69			\$ 6,506.99
Apr-25	\$495,728.60	\$329,827.53	30	\$67,111.20		47						\$ 4,149.72
May-25	\$230,784.25	\$418,802.10	36	\$36,797.50		53						\$ 57,344.88
Jun-25	\$660,190.82	\$204,980.83	24	\$6,285.95		40						\$ 2,341.19
Jul-25	\$426,221.72	\$457,409.44	18	\$40,758.59		46	\$9,376.48					\$ 1,867.78
Aug-25	\$365,065.83	\$170,410.56	32	\$67,040.33		52						\$ 3,561.18
Sep-25	\$369,656.56	\$354,650.02	27	\$21,256.34		61						\$ 15,223.89
Oct-25	\$538,776.54	\$105,534.54	20	\$77,644.94		63	\$124,244.21					\$ 1,456.66
Nov-25	\$326,903.94	\$153,616.22	33	\$86,673.43		45			\$1,235.61			\$ 6,205.14
Dec-25	\$389,879.38	\$365,724.72	30	\$83,512.86		52						\$ 10,854.68
<b>TOTALS</b>	<b>\$4,900,616.20</b>	<b>\$3,802,697.96</b>	<b>333</b>	<b>\$691,552.59</b>	<b>3,809,493.36</b>	<b>613</b>	<b>\$319,099.41</b>		<b>\$9,866.15</b>		<b>\$ 10,830.00</b>	<b>\$ 114,538.55</b>

2025 Total: \$9,157,648.27



Washington County EMS 2026 Yearly In Progress												
	Ground Revenue	AIR Revenue	Air Flights	County Resident Write-Off AIR	Estimated Air Revenue Due	Total Requests for Service	Estimated Due Task Force	TASPP	Misc.	HRSA	BVCOG	Donations
26-Jan	\$301,265.98	\$268,379.98	48	\$36,732.49		59			\$6,062.56			\$3,792.06
26-Feb	\$453,200.61	\$263,324.68	31	\$29,718.10		48						\$7,990.46
26-Mar	\$432,226.85	\$203,038.43	23	\$57,970.99		61			\$500.00		\$ 10,408.00	\$9,801.60
26-Apr												
May-26												
Jun-26												
Jul-26												
Aug-26												
Sep-26												
Oct-26												
Nov-26												
Dec-26												
<b>TOTALS</b>	<b>\$1,186,693.44</b>	<b>\$734,743.09</b>	<b>102</b>	<b>\$124,421.58</b>	<b>4,101,564.76</b>	<b>168</b>	<b>\$144,695.00</b>		<b>\$6,562.56</b>		<b>\$ 10,408.00</b>	<b>\$21,584.12</b>
	\$4.2 Projected	\$4.8 Projected										
										<b>2026 Total: \$ 1,959,991.21</b>		



TREY HOLLEWAY  
Sheriff

Washington County Sheriff's Office

JAY PETRASH  
Chief Deputy

## March 2026 NIBRS Report

Group A Offenses	Actual Offenses	Cleared Offenses	Rate %	Number Of Arrest
Murder/Manslaughter by Negligence				
Sex Offenses	2	1	50%	1
Robbery				
Assault	8	4	50%	5
Burglary (Residence/Vehicle/Building)	1	-	-	-
Theft/Larceny	1	1	100%	-
Theft - Motor Vehicle	1	1	100%	1
Arson	1	1	100%	-
<b>Group A Offenses</b>	<b>14</b>	<b>8</b>	<b>57%</b>	<b>7</b>
<b>Group B Offenses</b>				
Fraud/Forgery/Counterfeiting/Bribery	1	-	-	-
Prostitution (Assisting or Promoting Prostitution)				
Human Trafficking				
Criminal Mischief/Vandalism				
Weapon Violations	1	1	100%	-
Drug/Narcotic Offenses	9	9	100%	8
Embezzlement/Extortion/Blackmail				
Kidnapping/Abduction				
Gambling				
Pornography/Obscene Material				
TABC/DWI/Public Intoxication	1	1	100%	1
Family Offenses (non-violent)				
Stolen Property/Receiving				
All Other NIBRS Offenses (Trespass/Runaway/Etc.)	16	14	88%	9
<b>Group B Offenses</b>	<b>28</b>	<b>25</b>	<b>89%</b>	<b>18</b>
<b>Total Group A&amp;B Offenses</b>	<b>42</b>	<b>33</b>	<b>79%</b>	<b>25</b>
<b>Juvenile Offenses</b>	<b>-</b>	<b>-</b>	<b>-</b>	<b>-</b>

*Serving Washington County with Courtesy, Integrity, and Professionalism*

1206 Old Independence

Brenham, Texas 77833

Phone: 979-277-6251 Fax: 979-277-6258



TREY HOLLEWAY  
Sheriff

Washington County Sheriff's Office

JAY PETRASH  
Chief Deputy

## March 2026 Monthly Activity Report

### Jail Division

	Previous	Current
Females Booked into Jail	21	17
Pregnant Females Booked	0	1
Males Booked into Jail	87	75
Total Inmates Booked	108	93
Average Daily Population	94	89
Inmates Transferred to TDCJ	8	9
Inmates Transferred - Bench Warrant - Felony	0	2
Inmate Transport By Staff (Emergency Room, Medical, and Dental Appointments)	3	2
Inmate Transport By Staff (Detainers, MHMR, Municipal Court, Juvenile, Arrests)	22	13
EMS Medical Calls to Jail	5	5
Blood Draws by Staff and EMS	2	6
Jail Vacancies: CO1,CO2,Sergeants, Lieutenants, Transport	5	5
Sheriff Vacancies: Deputies, Sergeants, Assist Calls (Motorist, Agency, & Other)	11 41	11 35
Department Miles Driven	62,009	65,497
False Police Alarms	29	30
Adult Arrest	67	60
Mental Transports	1	1
Welfare Concern Calls	34	58
Motor Vehicle Crashes	40	41
Livestock Out Calls	81	114
Animal Calls	16	21
Animal Bite Incidents	5	6
Traffic Enforcement (Citations)	101	111
Traffic Enforcement (Warnings)	338	366
Reckless Driver Calls	19	9
Warrants Served/Cleared/Recalled (Class B Above)	59	98
Death Investigations	3	2
Incident Responses	2420	2746
Criminal Cases - Investigators	35	24
Case Reports Filed/Reviewed	119	108
Donations	\$300.00	\$0.00

*Serving Washington County with Courtesy, Integrity, and Professionalism*

1206 Old Independence

Brenham, Texas 77833

Phone: 979-277-6251      Fax: 979-277-6258



TREY HOLLEWAY  
Sheriff

Washington County Sheriff's Office

JAY PETRASH  
Chief Deputy

## March 2026 Monthly Activity Report

### City of Burton

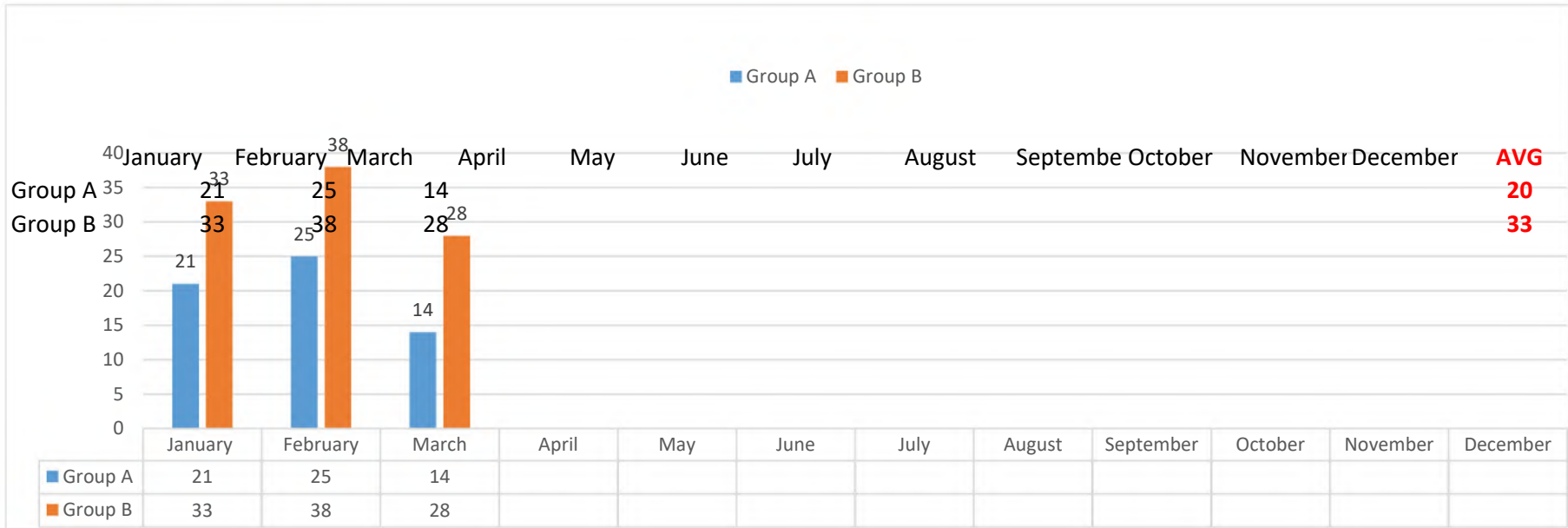
	Previous	Current
Close Patrol	80	103
Traffic Stop	6	13
Special Assignment	7	5
Business Check	6	7
Chest Pain/Heart	1	0
Foot Patrol	6	10
Clinic Card 11	1	0
Plate Check	1	1
Suspicious Person	1	0
Follow Up	9	1
Information	5	0
Complainant	2	2
Livestock Call	1	0
Theft	1	0
Traffic Control	2	1
Motorist Assist	1	2
Public Service	1	0
Hit and Run	1	0
Funeral Escort	1	0
Suspicious Vehicle	1	2
Vandalism	1	0
Fraud	0	0
Stolen Vehicle	0	0
Disturbance	0	1
Community Relations	0	2
Animal Complaint	0	0
Traffic Hazard	0	0
Criminal Trespass	0	1
Welfare Concern	0	2
Traffic Complaint	0	1
<b>Calls Responded to City of Burton (TOTAL)</b>	<b>135</b>	<b>154</b>
<b>Precentage</b>	<b>5.58%</b>	<b>5.61%</b>

Serving Washington County with Courtesy, Integrity, and Professionalism  
1206 Old Independence  
Brenham, Texas 77833

Phone: 979-277-6251 Fax: 979-277-6258

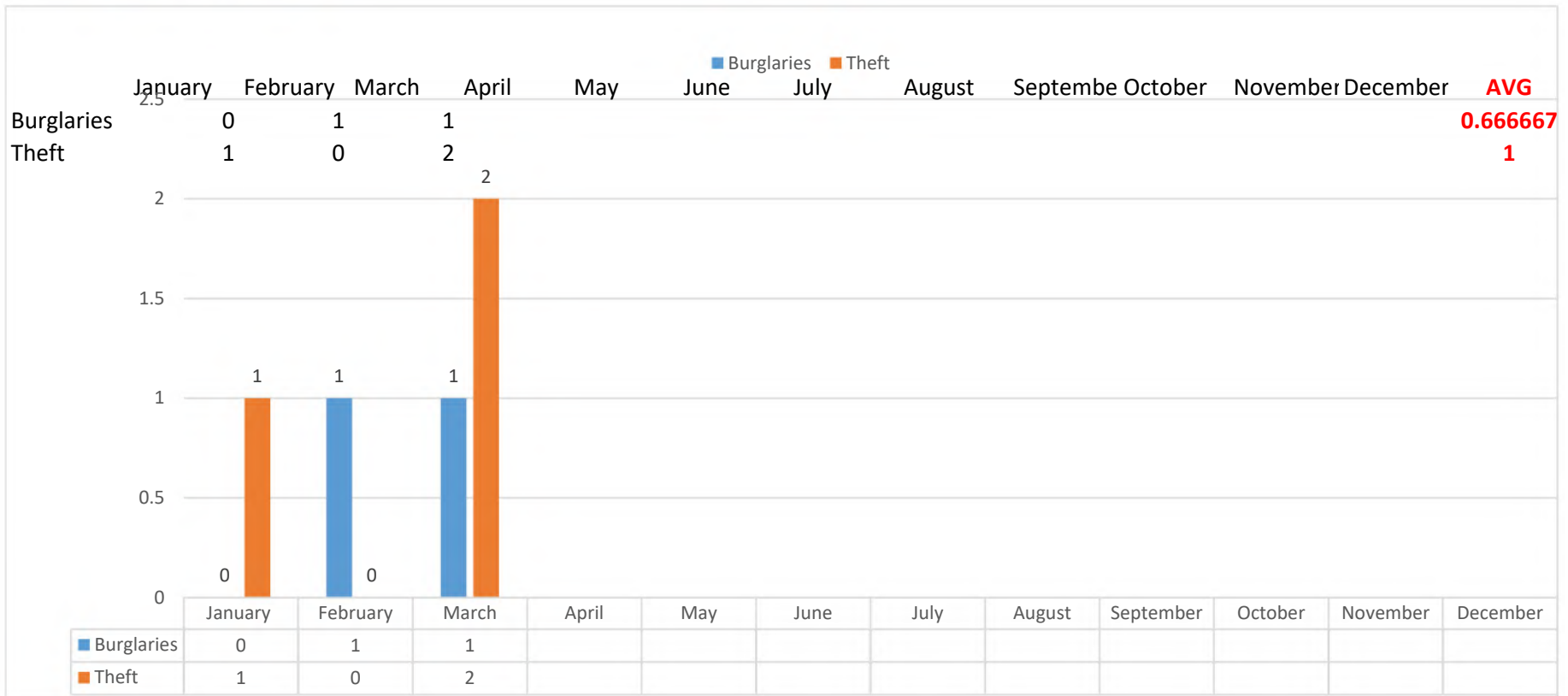


# CRIMES REPORTED



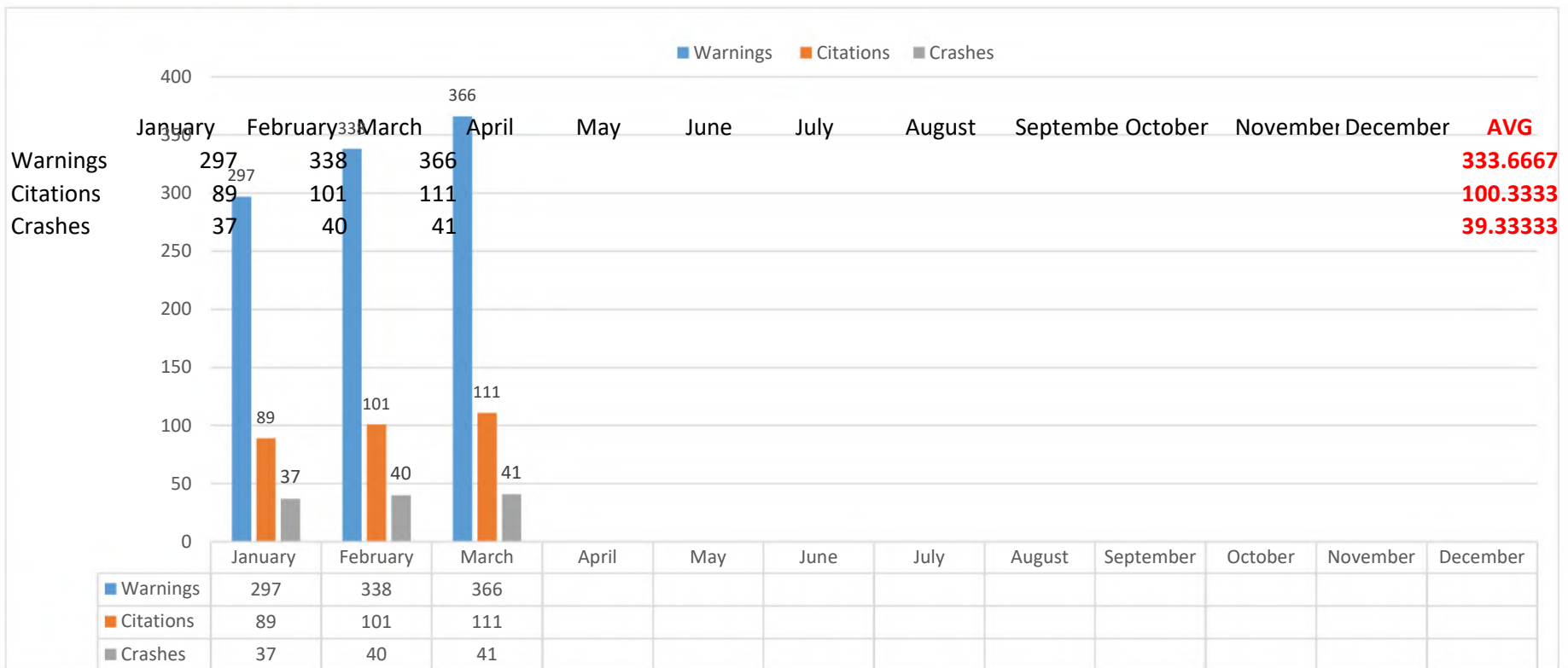


# BURGLARIES/THEFTS





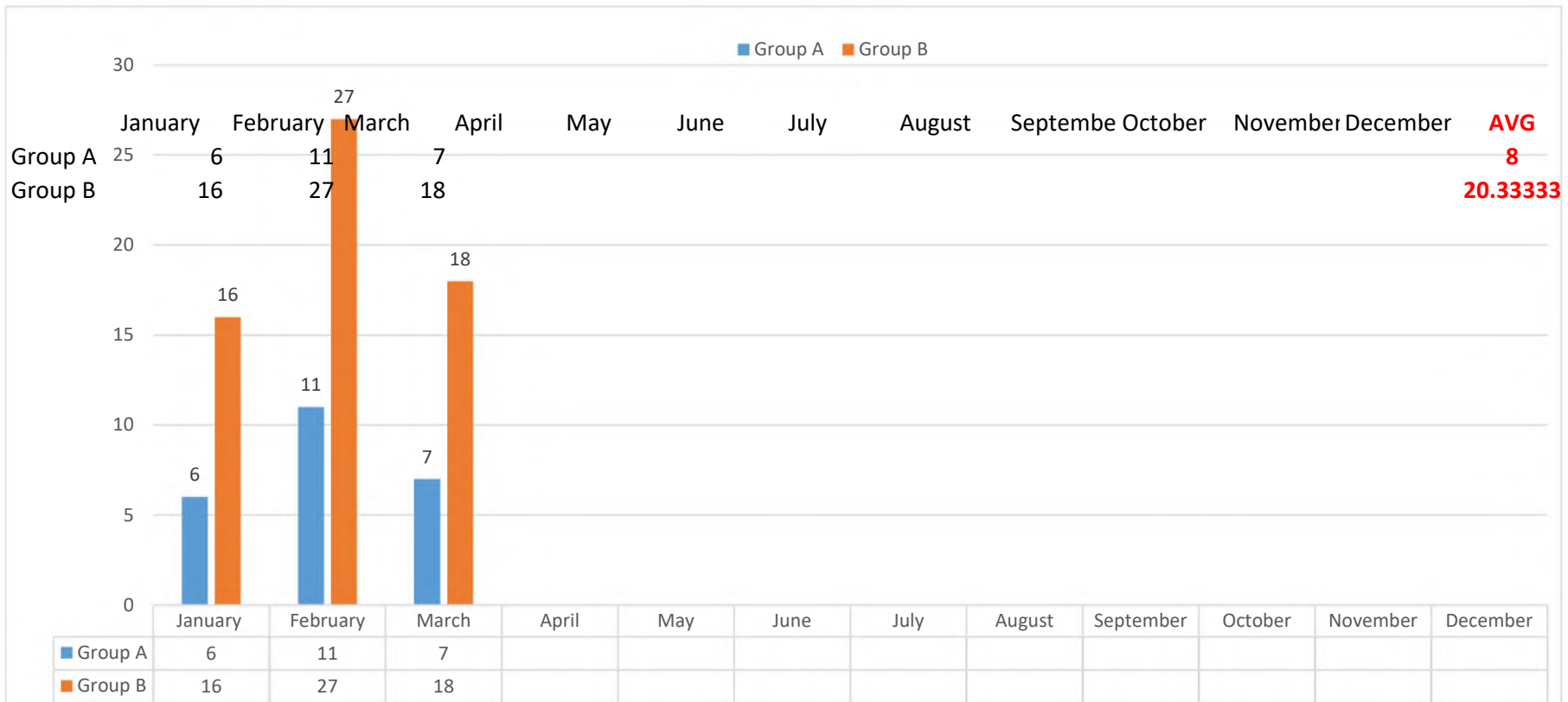
# TRAFFIC CITATIONS/WARNINGS/CRASHES





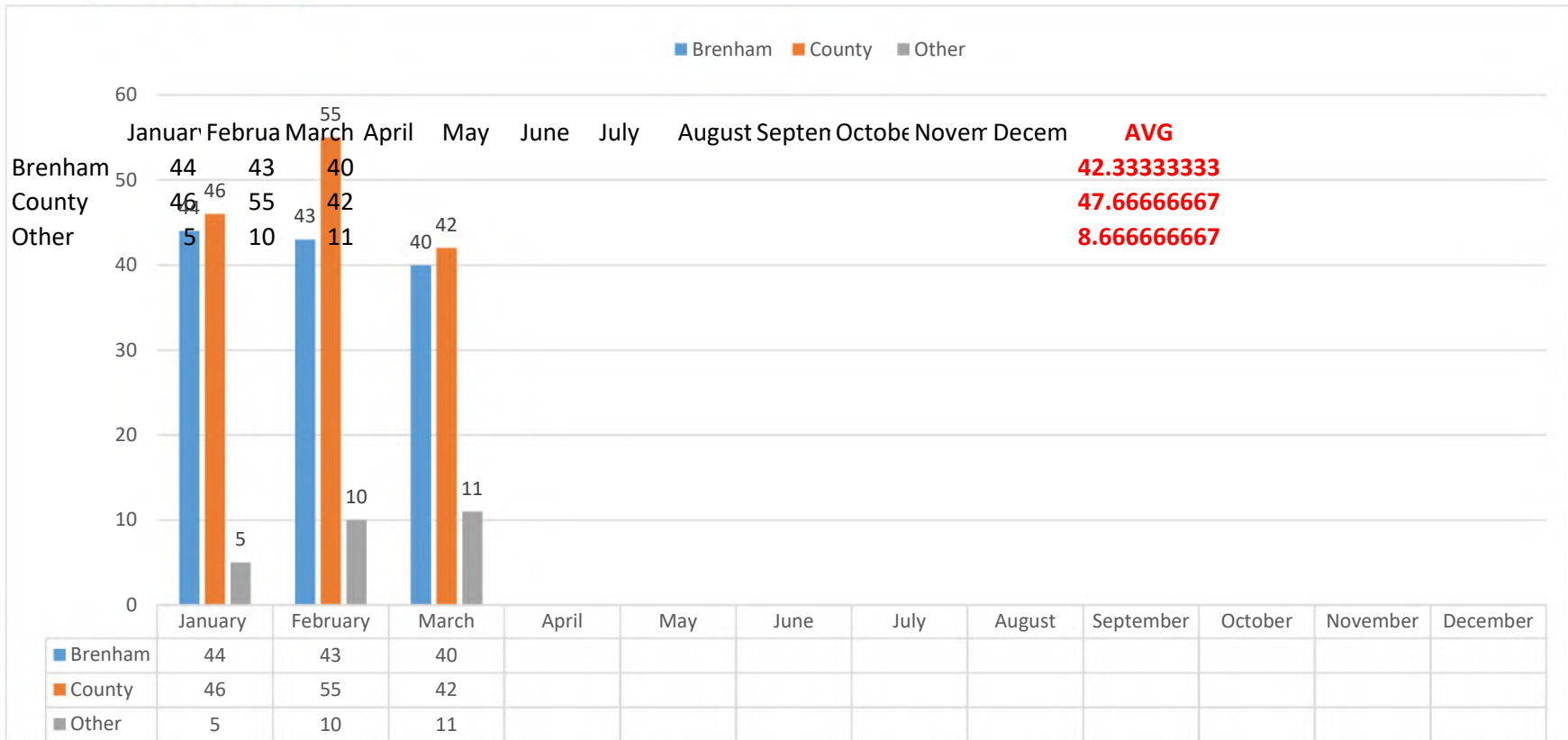


# CRIMINAL ARRESTS





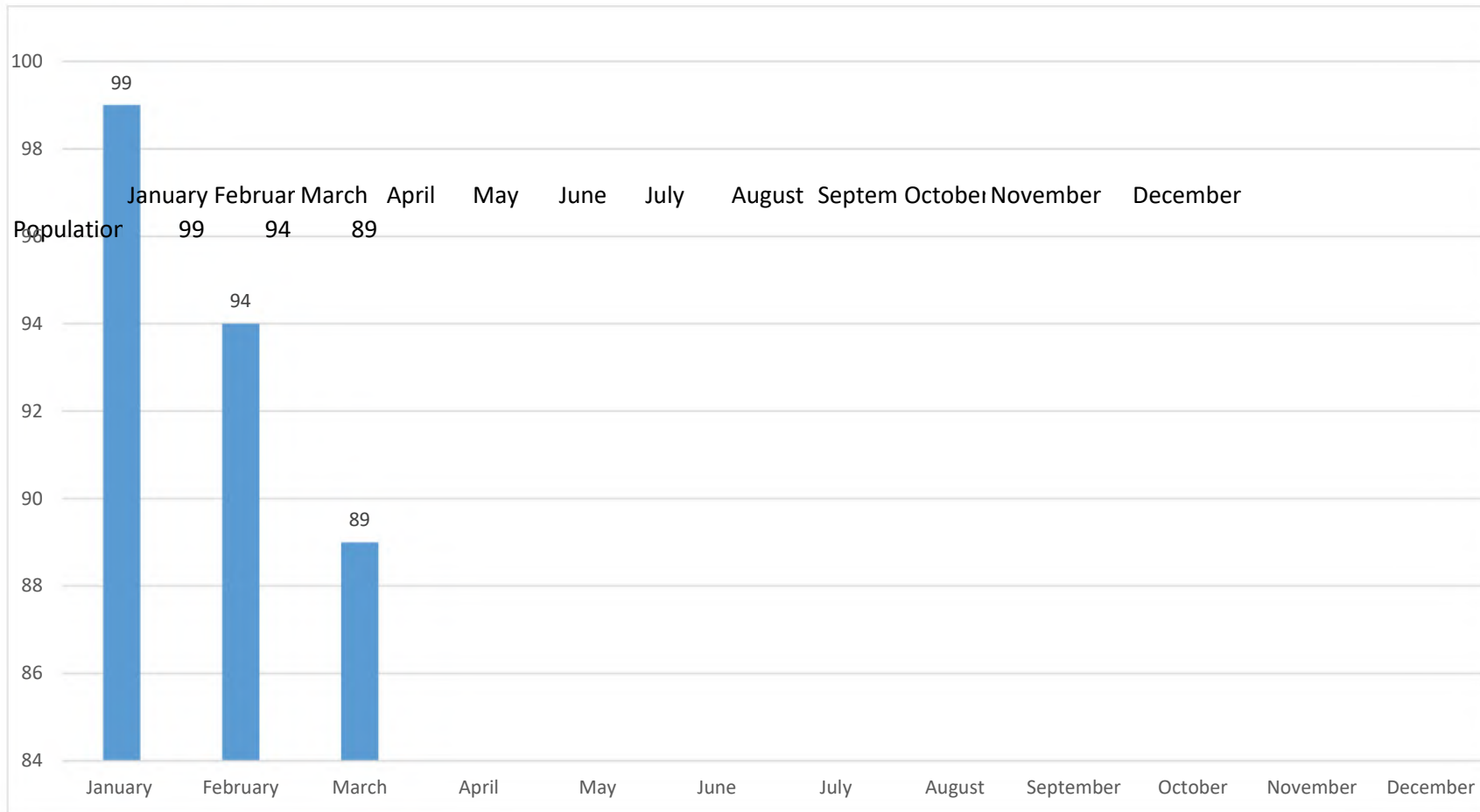
# ARREST BY AGENCIES





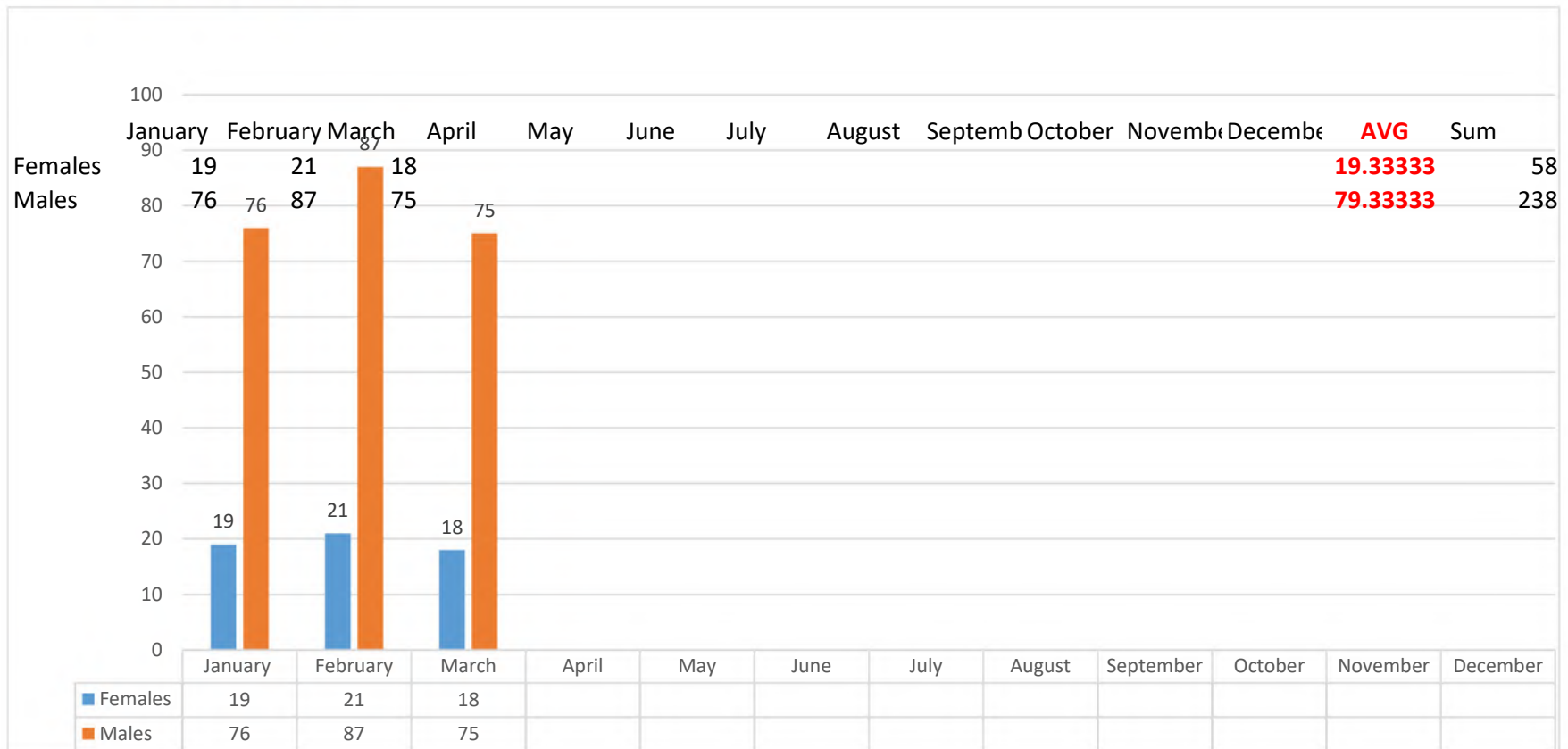
# AVERAGE DAILY POPULATION

Average = 94.0





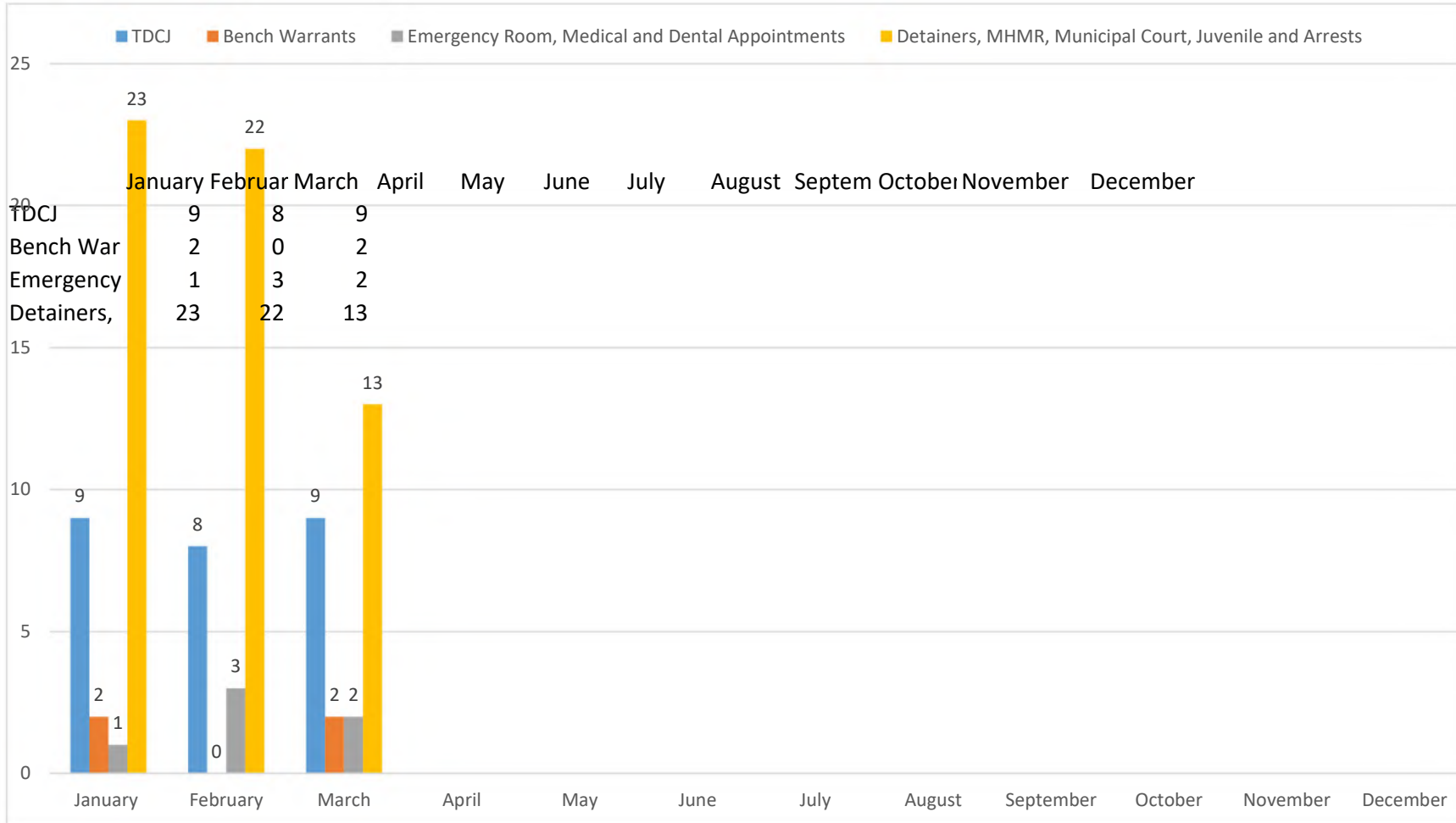
# JAIL BOOKINGS BY GENDER





# TRANSPORTS

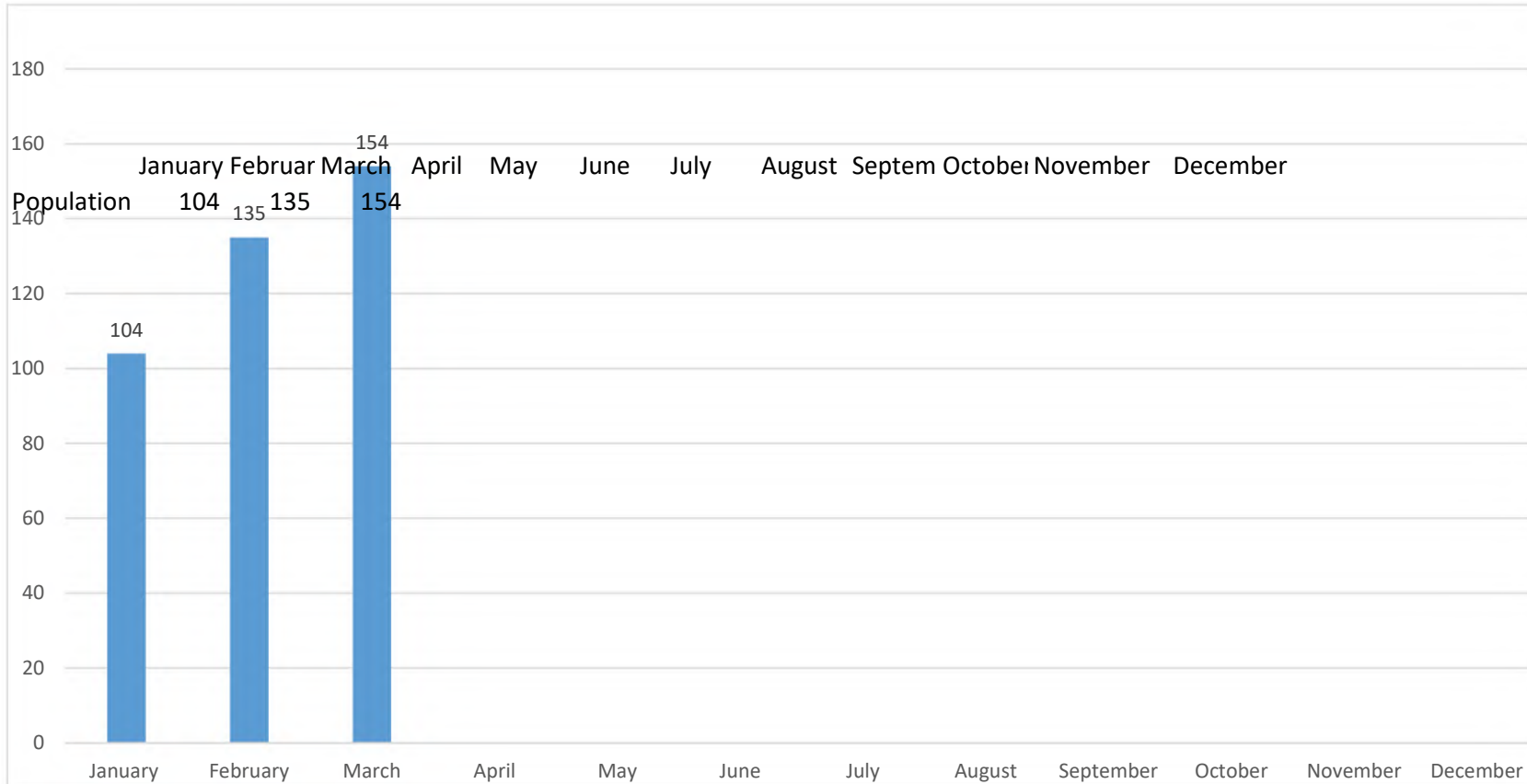
TDCJ, BENCH WARRANTS, EMERGENCY ROOM, MEDICAL AND DENTAL APPOINTMENTS  
 DETAINERS, MHMR, MUNICIPAL COURT, JUVENILE, AND ARREST





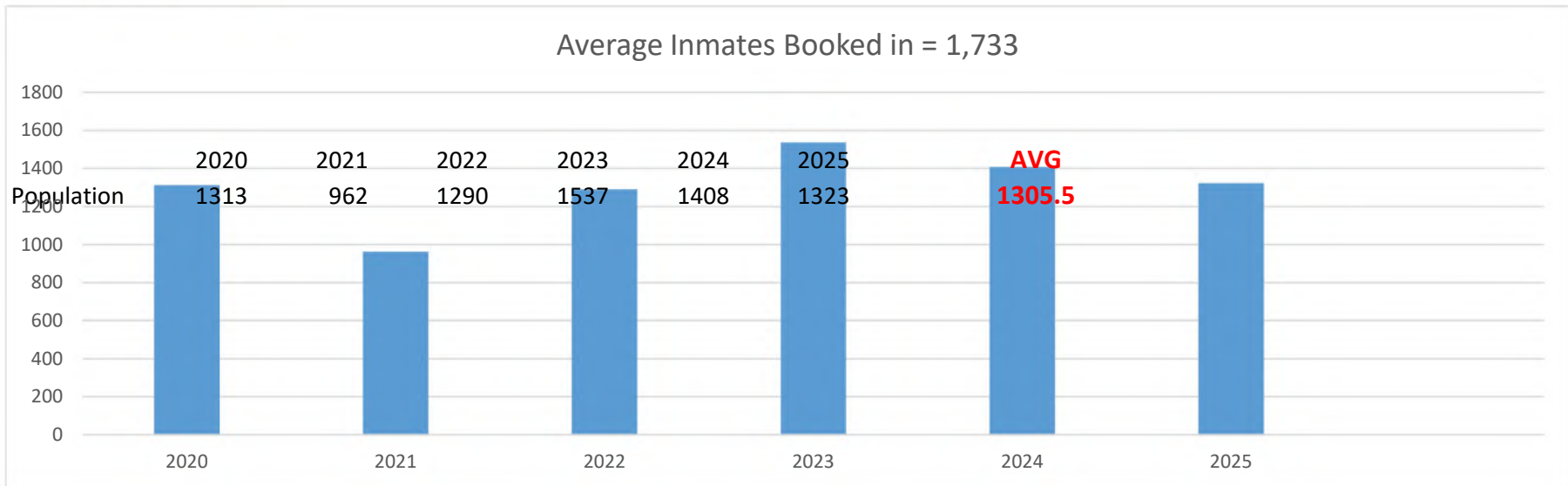
# CALL RESPONSE TO CITY OF BURTON

Average = 131.0





## AVERAGE YEARLY POPULATION





# Washington County Clerk Monthly Report

---

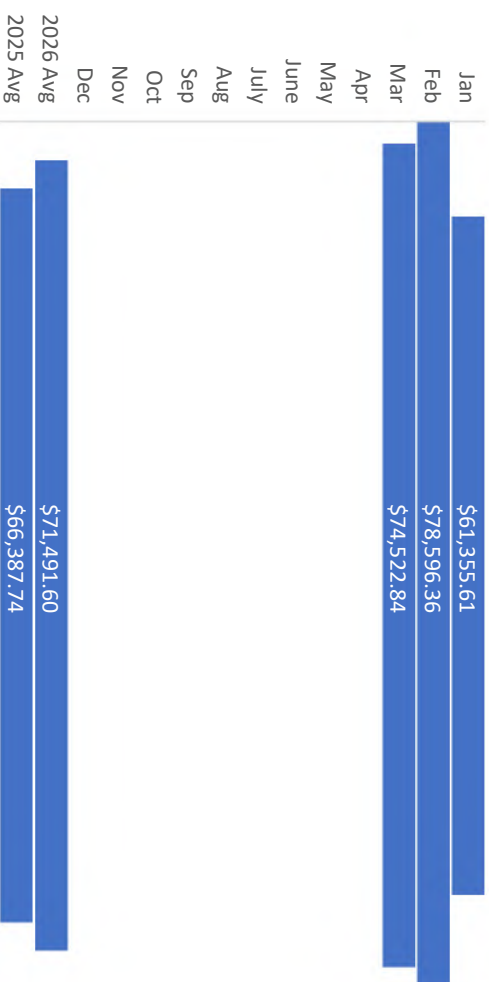
MARCH 2026

# Revenue

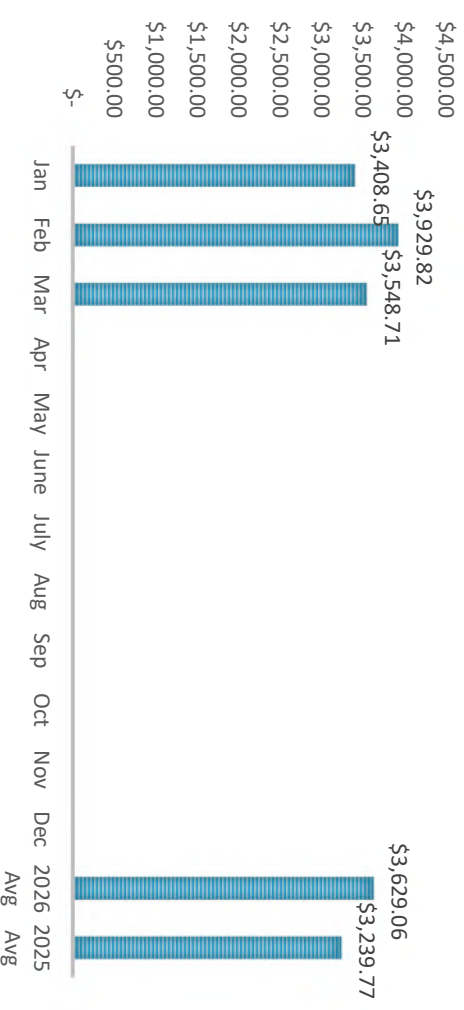
Total: \$74,522.84

Daily Avg: \$3,548.71

2026 Revenue by Month



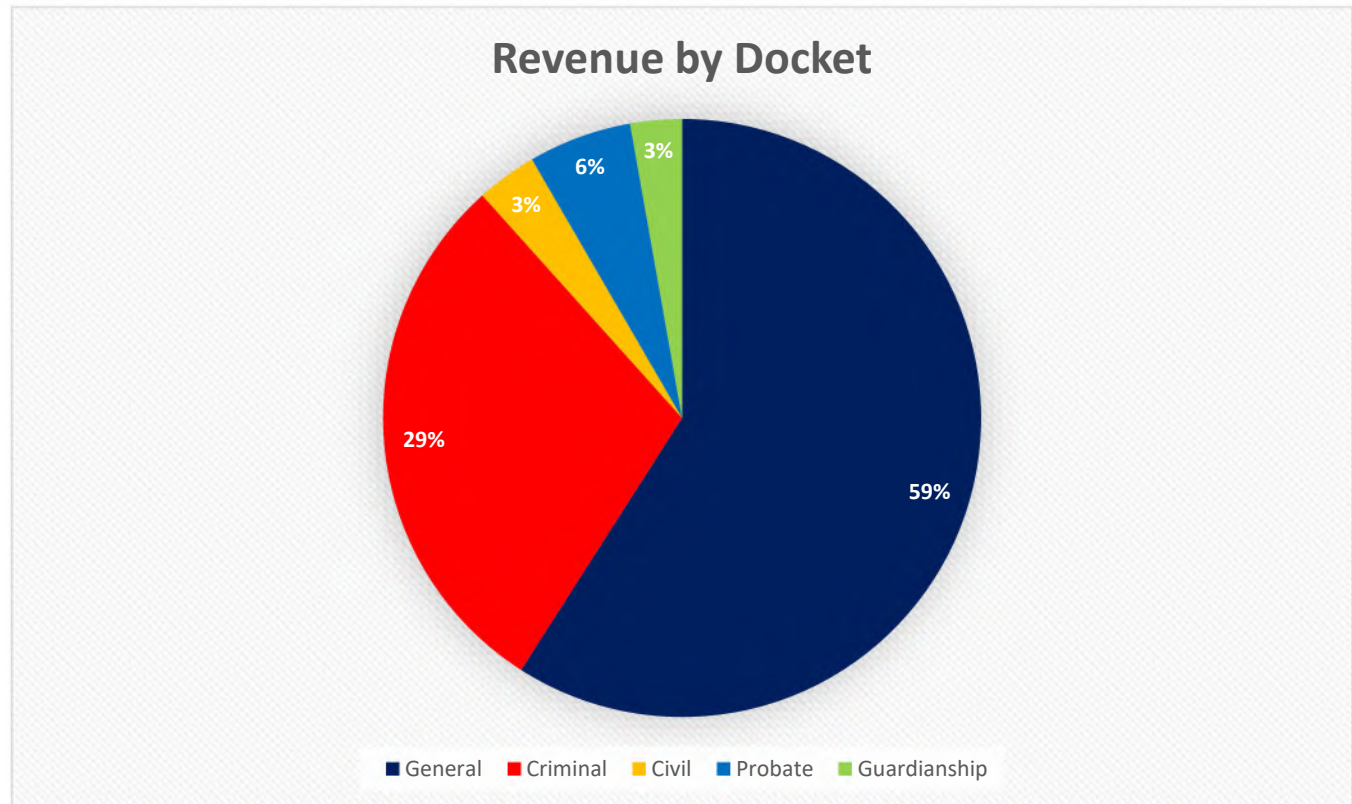
AVG DAILY REVENUE



# Revenue by Docket

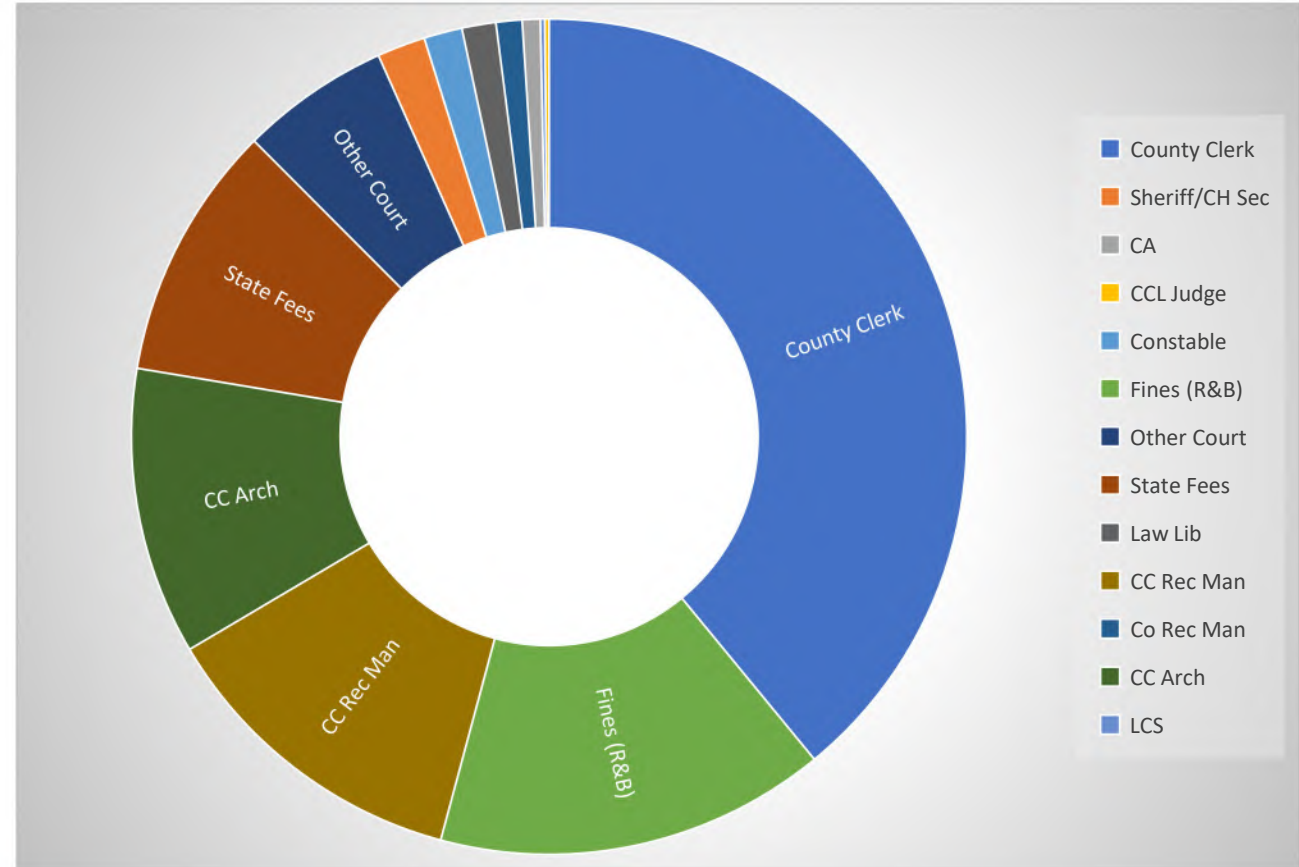
## Docket Breakdown:

- General – \$44,003.84
- Criminal – \$21,845.00
- Civil – \$2,435.00
- Probate – \$4,162.00
- Guardianship – \$2,077.00



# Distribution of Fees

- County Clerk – \$29,099.05 (39.0%)
- Sheriff/CH Security – \$1,390.72 (1.9%)
- County Attorney – \$516.98 (0.7%)
- CCL Judge – \$126.00 (0.2%)
- Constable – \$1,105.00 (1.5%)
- Fines (R&B) – \$11,276.62 (15.1%)
- Other Court – \$4,306.44 (5.8%)
- State Fees – \$7,377.20 (9.9%)
- Law Library – \$980.00 (1.3%)
- CC Rec Mngmt – \$9,178.40 (12.3%)
- Co Rec Mngmt – \$749.61 (1.0%)
- CC Arch – \$8,289.40 (11.1%)
- LCS – \$127.42 (0.2%)




# Official Public Records

OPR – 804

Plats – 4

OPR FILED



PLATS FILED



# Vital Records

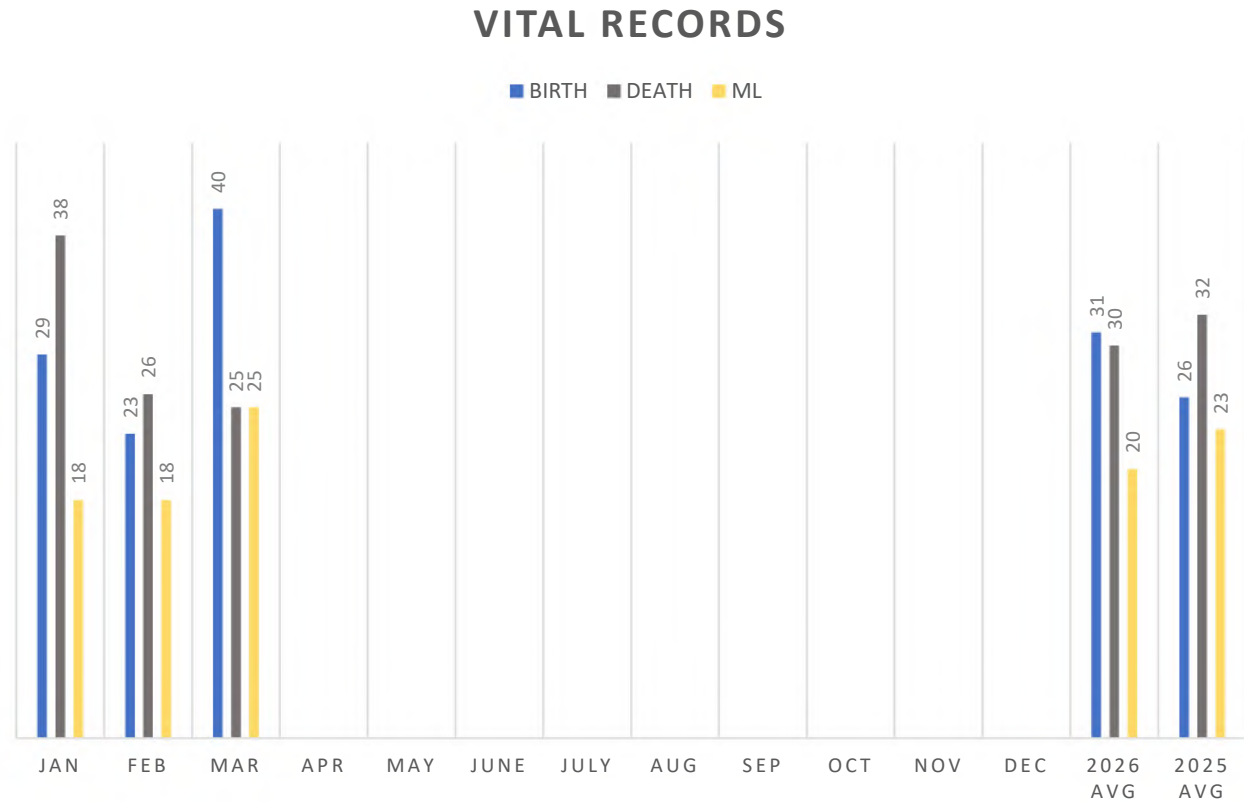
Births Recorded – 40

Deaths Recorded – 25

Marriage Licenses Issued – 25

Birth Certificates Issued – 164

Death Certificates Issued – 34

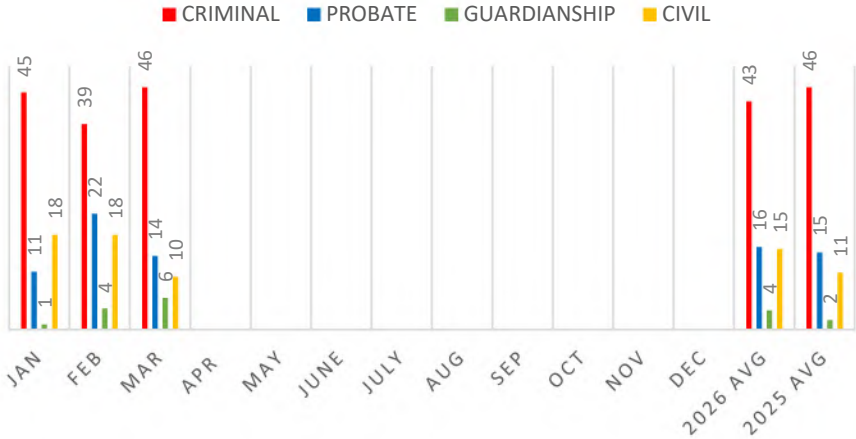


# CCL Cases

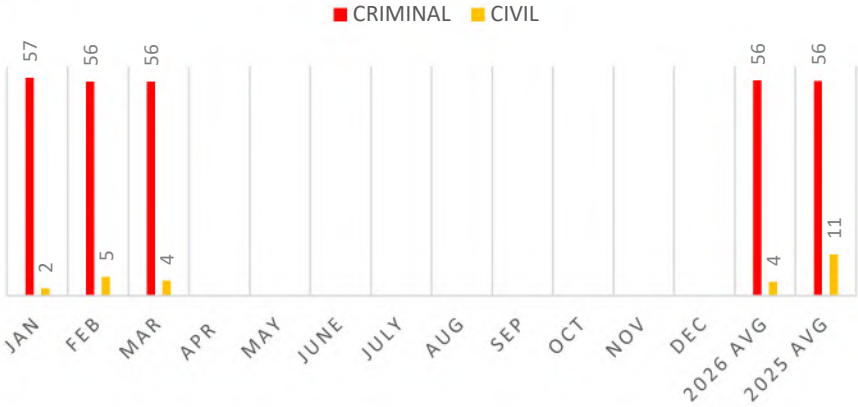
New Cases:

- Criminal – 46
- Probate – 14
- Guardianship – 6
- Civil – 10

**CCL CASES FILED**



**CR/CV DISPOSED**



Disposed:

- Criminal – 56
- Civil – 11

# Year One Process Enhancements

---

1. Improved document processing turnaround time
2. Increased focus on electronic copies
3. Streamlined plat recordation process
4. Purchase of new software
5. Receptive staff

**Washington CC**  
**Recap Report**  
**03/01/2026 - 03/31/2026**

Date: 04/06/2026  
Page 1 of 3

GLCode	Desc	Amount
010-440400	County Clerk Fees	\$29,099.05
010-440404	Sheriff	\$562.45
010-440405	County Attorney	\$516.98
010-440406	Court at Law Judge	\$126.00
010-440407	Appellate Court	\$140.00
010-440408	Constable	\$1,105.00
010-440409	Juvenile Delinquency Prevention	\$0.00
010-440410	Court Reporter	\$777.56
010-440411	Judge Education Fund	\$0.00
010-440412	Preliminary/Final Plat Fees	\$0.00
010-440413	Supplemental Court Guardianship	\$0.00
010-440415	Specialty Court - Local 2020	\$51.69
010-440417	County Jury Fund - 2022	\$280.00
010-440418	Drug Court - Local fee	\$0.00
010-440419	Court Facility Fee Fund	\$560.00
010-440421	Court Initiated Guardianship Fund - 2022	\$390.00
010-440422	Judicial Education & Support Fund	\$90.00
010-440424	County Dispute Resolution Fund	\$0.00
010-440430	Language Access Fund - 2022	\$84.00
010-440435	Public Probate Administrator Fund	\$180.00
010-455400	Bond Forfeitures	\$0.00
010-460100	Interest Earned	\$179.52
010-910-54110	Court Appointed Attorney	\$1,565.67
015-450200	Court at Law Fines	\$11,276.62
023-441122	JP Technology Fee	\$8.00
070-440400	Security	\$828.27
	<b><i>County Fees Total</i></b>	<b>\$47,820.81</b>
036-490003	Law Enforcement Management Inst.	\$0.00
036-490004	Judicial Education	\$0.00
036-490005	Arrest Fees - State	\$28.22
036-490006	Judicial & Court Personnel Trng. Fund	\$0.00
036-490007	Drug Court - State	\$0.00
036-490008	Victims of Crime	\$0.00
036-490009	Crime Stoppers	\$0.00
036-490012	Comprehensive Rehab	\$0.00
036-490013	State General Revenue	\$0.00
036-490017	Visual Recorder	\$63.70
036-490018	Breath Alcohol	\$0.00
036-490019	Arrest Fees - City (Brenham & Burton)	\$55.58
036-490020	Chauffeur Fees	\$0.00
036-490021	Criminal Justice Fee	\$0.00
036-490022	Law Enforcement Officers Admin.	\$0.00
036-490023	Law Enforcement Continuing Educ.	\$0.00
036-490024	State Birth Certificate Fee	\$302.40
036-490025	Consolidated Court Fees	\$0.00
036-490026	Fugitive Apprehension	\$0.00
036-490027	Juvenile Crime & Delinquency	\$0.00

**Washington CC  
Recap Report  
03/01/2026 - 03/31/2026**

Date: 04/06/2026  
Page 2 of 3

GLCode	Desc	Amount
036-490028	Traffic Law Failure to Appear	\$0.00
036-490029	Time Payment Fee	\$402.71
036-490030	Legal Services to the Indigent - Prob/Civil	\$0.00
036-490036	Correctional Mgmt. Institute of Texas	\$0.00
036-490039	Non-disclosure Fee	\$0.00
036-490044	EMS Trauma Fund	\$424.63
036-490045	Consolidated Court Costs	\$0.00
036-490046	Marriage License/Informal Marriage	\$660.00
036-490047	Judicial Fund Supplement	\$0.00
036-490050	DNA Testing	\$0.00
036-490051	Jury Service Fee	\$26.07
036-490052	Judicial Support	\$0.00
036-490054	Legal Services to the Indigent - Criminal	\$0.00
036-490056	Moving Violation Fee	\$0.00
036-490057	Arrest Fees - Blinn College	\$0.00
036-490059	State E-Filing Fee - Civil	\$0.00
036-490062	State E-Filing Fee - Criminal	\$0.00
036-490063	Truancy Prevention - Class C appeals	\$10.00
036-490064	Donation to Texas Home Visiting Program	\$5.00
036-490065	Judicial & Court Personnel Training	\$0.00
036-490068	State Traffic Fee	\$0.00
036-490069	Specialty Court - State 2020	\$465.25
036-490070	State Consolidated Fees 2020	\$3,778.41
036-490071	State DWI Fine 2020	\$317.93
036-490072	State Consolidated Fees\$137	\$411.00
036-490073	State Consolidated Fees -Action other than original\$45	\$0.00
036-490076	County Dispute Resolution Fund - 2022	\$420.00
036-490077	Non-suspension of Drivers' License	\$6.30
	<b><i>State Fees Total</i></b>	<b>\$7,377.20</b>
	<b><i>TOTAL PAYABLE TO GENERAL FUND - County &amp; St ck # 3670</i></b>	<b>\$55,198.01</b>
039-440400	Law Library	\$980.00
	<b><i>Law Library Total ck # 3671</i></b>	<b>\$980.00</b>
052-440400	Clerks Rec. Mgmt.	\$8,899.40
052-440416	Birth Archive	\$279.00
	<b><i>County Clerk Records Mgmt Total ck # 3672</i></b>	<b>\$9,178.40</b>
055-440400	Co. & Dist. Technology Fund	\$103.38
056-440400	County Rec. Mgmt.	\$646.23
	<b><i>County Rec Mgmt &amp; Tech Fund Total ck # 3673</i></b>	<b>\$749.61</b>
059-440400	Official Public Records Archive	\$8,289.40
	<b><i>Official Public Records Archive Total ck # 3674</i></b>	<b>\$8,289.40</b>
073-440400	Local Crime Stoppers	\$127.42
	<b><i>Local Crime Stoppers Total ck # 3675</i></b>	<b>\$127.42</b>
	<b><i>Grand Total of all Fees Total</i></b>	<b>\$74,522.84</b>

Washington CC  
Recap Report  
03/01/2026 - 03/31/2026

---

GLCode	Desc	Amount
	Total minus Local Crime Stoppers	\$74,395.42
	<i>Total minus Local Crime Stoppers Total</i>	<b>\$74,395.42</b>

---

**WASHINGTON COUNTY  
DISTRICT CLERK  
CARLI KOEHNE**



**MONTHLY REPORT  
MARCH 2026**

**Washington DC  
Recap Report  
03/01/2026 - 03/31/2026**

Date: 04/02/2026  
Page 1 of 2

GLCode	Desc	Amount
010-440-700	District Clerk Fees	\$1,641.83
010-440-702	CR,CV Jury Fee	\$9.11
010-440-704	County Sheriffs fee	\$160.00
010-440-705	Juvenile Fees includig Juv Delinq Prev	\$0.00
010-440-706	Court at Law fees	\$435.00
010-440-707	Appellate Court	\$0.00
010-440-708	Constables Fees	\$765.00
010-440-709	Family Protection Fee	\$0.00
010-440-710	Passport, Copies, SCR	\$1,775.97
010-440-711	County Child Abuse Prevention	\$0.00
010-440-712	Court Reporter Service Fund	\$275.00
010-440-717	County Jury Fund	\$110.00
010-440-719	Court Facility Fee Fund	\$220.00
010-440-730	Language Access Fund	\$33.00
010-440-735	Visual Recording Fee (DWI cases)	\$0.00
015-450-100	District Court Fines	\$4,833.02
	<b>DISTRICT CLERK TOTAL FEES</b>	<b>\$10,257.93</b>
036-490-002	Criminal Justice Planning	\$0.00
036-490-003	Law Enforcment Management(LEMI)	\$0.00
036-490-005	Arrest Fees-state officers@\$5.00	\$0.00
036-490-006	Judicial & Court Personnel Training	\$0.00
036-490-007	Drug Court Program Fee	\$40.00
036-490-008	Compensation to Victims of Crime(CVC)	\$0.00
036-490-009	Crime Stoppers Assistance(CSA)	\$0.00
036-490-012	Comprehensive Rehabilitation(CR)	\$0.00
036-490-016	Other Arrest Fees @\$50 state officers	\$0.00
036-490-018	Breath Alcohol Training(BAT)	\$0.00
036-490-022	Law Enforcement Officers Adm(LEOCA)	\$0.00
036-490-023	Law Enforce Continuing Education(LEOCE)	\$0.00
036-490-025	Consolidated Court Costs(CCC)	\$1,420.44
036-490-026	Fugitive Apprehension Fund	\$0.00
036-490-027	Juvenile Crime and Delinquency	\$0.00
036-490-029	Time Payment	\$30.00
036-490-030	Civil Legal Services to Indigent	\$0.00
036-490-036	CorrectionManagement Institute(CMI)	\$0.00
036-490-038	State Traffic Fee(STF)	\$0.00
036-490-039	NonDisclosure Fee	\$0.00
036-490-044	EMS Trauma Fund	\$10.45
036-490-048	Divorce & Family Law	\$0.00
036-490-049	Other Than divorce/Family Law	\$0.00
036-490-050	DNA Testing	\$0.00
036-490-051	State Juror Reimbursement	\$0.00
036-490-052	Judicial Support Fee - CV	\$0.00
036-490-052CR	Judical Support Fee - CR	\$0.00
036-490-054	Indigent Defense Court Costs	\$0.00
036-490-058	Dist. Court Addl Filing Fee(CV EFile)	\$0.00
036-490-061	Dst Court Convictions(CR Efile)	\$0.00

**Washington DC  
Recap Report  
03/01/2026 - 03/31/2026**

Date: 04/02/2026  
Page 2 of 2

GLCode	Desc	Amount
036-490-065	Jud and Court Personnel Training fee(9-1-17)	\$55.00
036-490-066	Juvenile Probation Diversion Fee(JPD)	\$0.00
036-490-069	Speciality Court Fees	\$230.86
036-490-072	State Civil e-filing fee \$137	\$1,507.00
036-490-073	State Civil filing fee \$45	\$135.00
036-490-076	County Dispute Resolution Fund	\$165.00
	<b>DISTRICT CLERK TOTAL FEES</b>	<b>\$3,593.75</b>
070-440-700	CHS	\$319.14
	<b>DISTRICT CLERK, COURTHOUSE SECURITY</b>	<b>\$319.14</b>
039-440-700	Law Library LLB	\$385.00
	<b>TOTAL PAYBLE TO WASHINGTON COUNTY SUPPLEMENTAR</b>	<b>\$385.00</b>
054-440-700	DC Rec Managment Pres. Fund	\$601.86
054-440-701	Court Records Preservation-Digitized	\$0.00
	<b>TOTAL PAYBLE TO DIST CLERK REC.MHMT.PRES.FUND</b>	<b>\$601.86</b>
055-440-700	DC Tech Fund	\$44.46
056-440-700	DC Records Preservation	\$0.00
	<b>TOTAL PAYBLE TO WASHINGTON COUNTY RECORD PRESE</b>	<b>\$44.46</b>
010-440-703	Administrative Fee ON Closed Registry Accounts	\$0.00
	<b>DISTRICT CLERK TOTAL FEES</b>	<b>\$0.00</b>
071-440-700	DC Records Archive Fee	\$0.00
	<b>TOTAL PAYBLE TO DIST. CKERK RECORDS ARCHIVE FUND</b>	<b>\$0.00</b>
PASS THROUGH	PASS THROUGH	\$331.80
	<b>PASS THROUGH TOTALS</b>	<b>\$331.80</b>
<b>Total to Match</b>		<b>\$15,533.94</b>

COUNTY AUDITOR'S UNAUDITED MONTHLY REPORT

MARCH 2026



PREPARED BY  
WASHINGTON COUNTY AUDITOR'S OFFICE

SHAWNA HOLLIS  
COUNTY AUDITOR

## Auditor's Report Recap-March 2026

### March Budget Report Summary

*Group Summary Pages E1 – E9*

Each month represents 8.33% of the fiscal year. As of March, the ideal percentage remaining to collect or spend is 75%.

### Revenue

*(March Revenue Summary)*

- **010 General Fund** – 39.94% remaining to collect
- **015 Engineering & Development** – 31.63% remaining to collect

### Expenses

*(March Expense Summary)*

- **010 General Fund** – 71% remaining to spend
- **015 Engineering & Development** – 82%

### Sales Tax Comparison

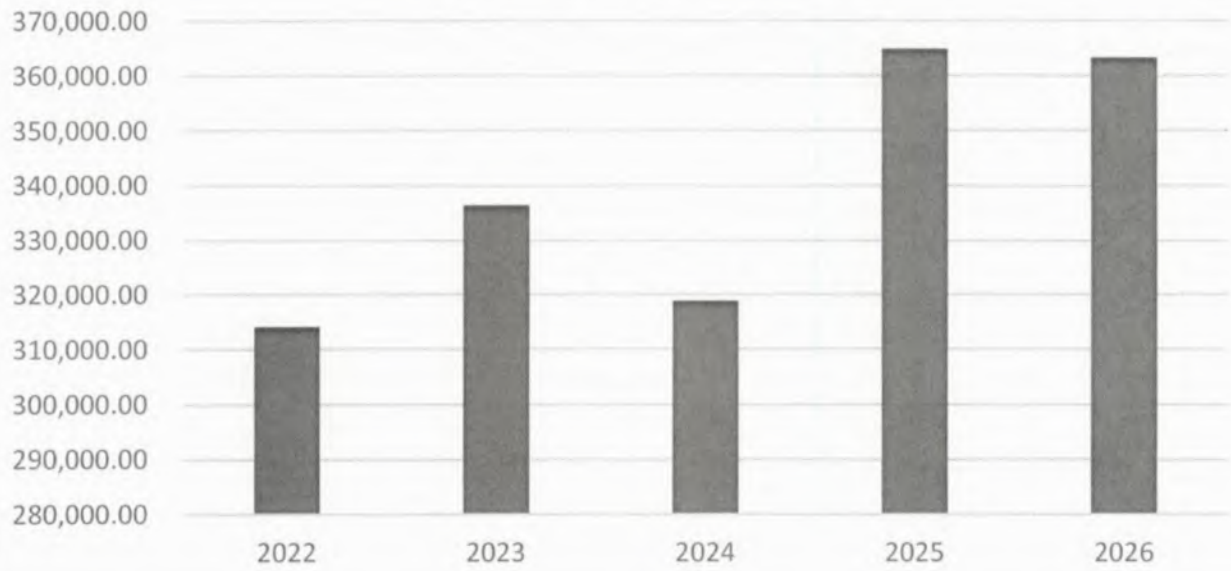
- **March 2026 Collections:** \$363,247
- **March 2025 Collections:** \$364,857
- **Difference:** ↓\$1,610.00
- **28% of Budgeted Amount Collected**

*Note: Sales tax collections reflect activity from two months prior.*

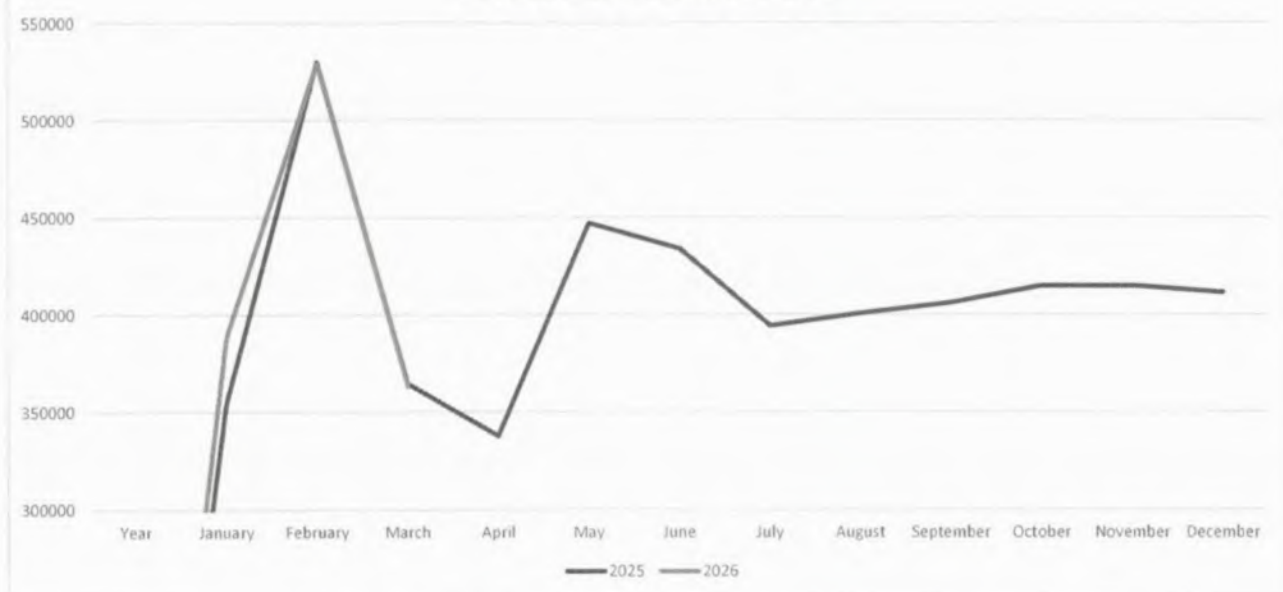
### ARPA Funding

- **\$52,895.07** – Funds remaining. All funding has been allocated.
- **\$565,424.62** – Interest earned YTD. (February, March hasn't been allocated)

### March Sales Tax Comparison



2025 VS 2026 Sales Tax Collected



AMERICAN RESCUE PLAN ACT STATE AND LOCAL FISCAL RECOVERY FUNDS

Payment Date	Vendor	Description	Current Amount Spent
5/3/2022	CDW Government, Inc.	Net Motion Software - (3) years subscription serv.	\$58,875.00
6/28/2022	CDW-Government Inc.	(31) webex calling - 5 year enterprise license	\$122,175.00
12/14/2021	CDW-Government Inc.	Three firewall routers (security appliances) & firewalls	\$38,950.00
9/6/2022	Dellmark-Dell Marketing LP	(2) Panasonic Toughbook computers	\$10,490.84
9/13/2022	Stryker-Stryker Medical	2 Power Pro XT Stretchers	\$42,417.00
7/26/2022	Stryker-Stryker Medical	Battery	\$3,359.20
9/27/2022	EMS-Stryker Medical Stretchers	Maint. Plan on 2 Power Pro XT Stretchers	\$8,667.00
9/27/2022	Ageint-Salt Technologies, Inc.	Jail Security Cameras	\$449,940.00
10/11/2022	Metroair-Metro Aviation	Hangar Fuel System at State Hwy 105	\$41,000.00
12/6/2022	Sterling McCall Ford	2022 Ford F-450 Diesel	\$55,000.00
12/13/2022	Stryker-Stryker Medical	Life pack monitors Defib with maintenance agreement	\$69,213.00
6/6/2023	Motorolla	Watchguard mobile video equipment	\$69,515.66
8/8/2023	Frazer	Harrison Idle Mitigation Power System	\$41,375.00
2/13/2024	W-Industries, LLC	500 KW Caterpillar Diesel Generator	\$631,952.10
4/16/2024	Zenith Power Sytems	Generator Inspection	\$500.00
4/25/23 12/19/23	Brightengale	Sound system for Expo	\$358,764.17
2/28/2023	Frazer	Blue Kusmaul Auto Ejecters Shore Power	\$24,781.77
1/31/2023	Dellmark-Dell Marketing LP	5 Rugged Laptops - Sheriff	\$12,619.70
8/15/2024	Dellmark-Dell Marketing LP	5 Rugged Laptops - Sheriff	\$13,040.15
	CDW-Government Inc.	750 Microsoft 365 license	\$58,875.00
4/4/2023, 12/27/23	Grant Works	Professional Services	\$299,300.00
3/8/2022	On Site Decals	Graphics installed to F450 Single Cab Chassis Unit 305 & 307	\$9,910.00
2/22/2022	Frazer, LTD	2021 Frazer Built Ambulance	\$222,648.00
3/28/2022	Frazer, LTD	Remount 450 Chasis EMS	\$65,775.00
9/5/2023	Motorolla	Body Worn Cameras EMS Const S.O watch guard	\$214,309.10
11/14/2023 2/18/24	Hunden Partners	Expo Master Plan	\$ 64,800.00
**multiple	RDI	Courthouse Chiller	\$ 215,000.00
**multiple	Chappel Hill Construction	Jail Kitchen	\$ 2,640,587.85
**multiple	TerraLab	Landscape Project	\$ 92,511.86
6/11/2024	Botts	ATS Building	\$ 926,584.42
10/29/2024	Appraisal Dist.	ATS Building taxes	\$ 3,829.71
6/18/2024	CDW-Government Inc.		\$ 49,996.40
			\$ 6,969,658.00 Total ARPA Funds Received
			\$6,916,762.93 Total Spent or Allocated
			\$ 52,895.07 Remaining balance not including interest

\$ 565,424.62 Interest Earned Thru February 2026  
(This is not included in any totals above)

\*March Interest not calculated by Treasurer yet.

\$ 618,319.69 Remaining balance including interest

**MONTHLY TOTAL REPORT 2026**

<b>MONTH</b>	<b>County Clerk</b>	<b>District Clerk</b>	<b>JP 1</b>	<b>JP 2</b>	<b>JP 3</b>	<b>JP 4</b>	<b>Environmental</b>	<b>Expo</b>
January	\$ 61,355.61	\$ 25,645.01	\$ 14,216.22	\$ 9,882.29	\$ 19,752.91	\$ 9,379.61	\$ 10,600.00	\$ 25,292.00
February	\$ 78,596.36	\$ 17,407.00	\$ 21,737.50	\$ 16,282.78	\$ 16,445.16	\$ 18,385.01	\$ 9,450.00	\$ 14,870.00
March	\$ 74,522.84	\$ 15,533.94	\$ 23,051.77	\$ 16,444.86	\$ 19,892.87	\$ 16,836.92	\$ 10,500.00	\$ 22,546.80
April								
May								
June								
July								
August								
September								
October								
November								
December								
<b>Total</b>	<b>\$214,474.81</b>	<b>\$58,585.95</b>	<b>\$59,005.49</b>	<b>\$42,609.93</b>	<b>\$56,090.94</b>	<b>\$44,601.54</b>	<b>\$30,550.00</b>	<b>\$62,708.80</b>



Washington County, TX

# My Budget Report Group Summary

For Fiscal: 2026 Period Ending: 03/31/2026

RevCategor...	Original Total Budget	Current Total Budget	Period Activity	Fiscal Activity	Variance Favorable (Unfavorable)	Percent Remaining
<b>Fund: 010 - GENERAL FUND</b>						
4100 - TAXES	21,557,051.84	21,557,051.84	1,547,434.37	19,294,539.87	-2,262,511.97	10.50%
4180 - OTHER TAXES	4,500,000.00	4,500,000.00	363,247.49	1,280,447.47	-3,219,552.53	71.55%
4190 - PENALTY AND INTEREST	60,000.00	60,000.00	37,500.33	54,547.88	-5,452.12	9.09%
4200 - BUSINESS	242,275.00	242,275.00	19,730.96	61,124.83	-181,150.17	74.77%
4210 - FEES	1,000.00	1,000.00	200.00	300.00	-700.00	70.00%
4310 - INTERGOVERNMENTAL REVENUE	10,000.00	10,000.00	0.00	15,278.25	5,278.25	52.78%
4330 - STATE REVENUE	326,620.00	326,620.00	0.00	29,218.00	-297,402.00	91.05%
4390 - SHARED REVENUE WITH LOCAL GOV	6,000.00	6,000.00	0.00	6,243.89	243.89	4.06%
4404 - COUNTY CLERK	440,800.00	440,800.00	32,545.57	95,262.51	-345,537.49	78.39%
4405 - TAX ASSESSOR-COLLECTOR FEES	568,300.00	568,300.00	30,109.62	98,467.87	-469,832.13	82.67%
4407 - DISTRICT CLERK	95,180.00	95,180.00	3,911.81	26,780.22	-68,399.78	71.86%
4408 - CONSTABLE FEES	9,900.00	9,900.00	1,020.00	2,120.50	-7,779.50	78.58%
4409 - COUNTY TREASURER FEES	40,000.00	40,000.00	0.00	8,101.40	-31,898.60	79.75%
4410 - JUSTICE COURT NO. 1	29,775.00	29,775.00	4,756.25	10,278.01	-19,496.99	65.48%
4420 - JUSTICE COURT NO. 2	12,300.00	12,300.00	2,580.62	4,828.14	-7,471.86	60.75%
4430 - JUSTICE COURT NO. 3	14,710.00	14,710.00	3,559.22	8,166.08	-6,543.92	44.49%
4440 - JUSTICE COURT NO. 4	15,500.00	15,500.00	3,170.57	6,094.72	-9,405.28	60.68%
4500 - FINES/FORFEITURES	285,000.00	285,000.00	30,009.71	70,813.73	-214,186.27	75.15%
4600 - INTEREST EARNINGS	408,000.00	408,000.00	59,345.51	302,981.02	-105,018.98	25.74%
4640 - SALE OF ASSETS	100,500.00	100,500.00	0.00	0.00	-100,500.00	100.00%
4700 - CONTRIBUTIONS FROM PUBLIC ENTITIES	10,574,751.04	10,574,751.04	788,165.54	2,241,500.46	-8,333,250.58	78.80%
4900 - OTHER SOURCES & USES	28,980.00	28,980.00	0.00	1,451.88	-27,528.12	94.99%
<b>Fund: 010 - GENERAL FUND Total:</b>	<b>39,326,642.88</b>	<b>39,326,642.88</b>	<b>2,927,287.57</b>	<b>23,618,546.73</b>	<b>-15,708,096.15</b>	<b>39.94%</b>
<b>Fund: 015 - ENGINEERING &amp; DEVELOPMENT SERVICES</b>						
4100 - TAXES	5,870,076.69	5,870,076.69	410,439.14	4,929,143.17	-940,933.52	16.03%
4190 - PENALTY AND INTEREST	31,000.00	31,000.00	10,031.23	15,036.50	-15,963.50	51.50%
4210 - FEES	893,850.00	893,850.00	98,617.25	485,462.20	-408,387.80	45.69%
4310 - INTERGOVERNMENTAL REVENUE	1,182,420.00	1,182,420.00	0.00	19,636.63	-1,162,783.37	98.34%
4500 - FINES/FORFEITURES	242,400.00	242,400.00	27,107.83	67,887.51	-174,512.49	71.99%
4600 - INTEREST EARNINGS	204,504.80	204,504.80	17,657.94	49,454.14	-155,050.66	75.82%
4640 - SALE OF ASSETS	10,000.00	10,000.00	477.40	749.40	-9,250.60	92.51%
4700 - CONTRIBUTIONS FROM PUBLIC ENTITIES	107,060.00	-43,725.00	167,597.83	169,047.83	212,772.83	486.62%
<b>Fund: 015 - ENGINEERING &amp; DEVELOPMENT SERVICES Total:</b>	<b>8,541,311.49</b>	<b>8,390,526.49</b>	<b>731,928.62</b>	<b>5,736,417.38</b>	<b>-2,654,109.11</b>	<b>31.63%</b>
<b>Fund: 067 - INTEREST AND SINKING FUND</b>						
4100 - TAXES	0.00	0.00	0.00	2,410.98	2,410.98	0.00%
4190 - PENALTY AND INTEREST	0.00	0.00	0.00	348.78	348.78	0.00%
4600 - INTEREST EARNINGS	0.00	0.00	7,488.46	21,831.53	21,831.53	0.00%
<b>Fund: 067 - INTEREST AND SINKING FUND Total:</b>	<b>0.00</b>	<b>0.00</b>	<b>7,488.46</b>	<b>24,591.29</b>	<b>24,591.29</b>	<b>0.00%</b>
<b>Report Total:</b>	<b>47,867,954.37</b>	<b>47,717,169.37</b>	<b>3,666,704.65</b>	<b>29,379,555.40</b>	<b>-18,337,613.97</b>	<b>38.43%</b>

**Fund Summary**

Fund	Original Total Budget	Current Total Budget	Period Activity	Fiscal Activity	Variance	
					Favorable (Unfavorable)	Percent Remaining
010 - GENERAL FUND	39,326,642.88	39,326,642.88	2,927,287.57	23,618,546.73	-15,708,096.15	39.94%
015 - ENGINEERING & DEVELOPM	8,541,311.49	8,390,526.49	731,928.62	5,736,417.38	-2,654,109.11	31.63%
067 - INTEREST AND SINKING FUN	0.00	0.00	7,488.46	24,591.29	24,591.29	0.00%
<b>Report Total:</b>	<b>47,867,954.37</b>	<b>47,717,169.37</b>	<b>3,666,704.65</b>	<b>29,379,555.40</b>	<b>-18,337,613.97</b>	<b>38.43%</b>



Category...	Original Total Budget	Current Total Budget	Period Activity	Fiscal Activity	Variance Favorable (Unfavorable)	Percent Remaining
<b>Department: 0015 - EDS</b>						
51 - PERSONAL SERVICES	1,859,690.07	1,859,690.07	143,531.13	369,670.72	1,490,019.35	80.12%
52 - BENEFITS	836,006.20	836,006.20	69,218.16	158,268.29	677,737.91	81.07%
53 - SUPPLIES	549,846.00	549,846.00	204,520.07	291,727.34	258,118.66	46.94%
54 - OTHER SERVICES & CHARGES	796,429.00	796,429.00	55,034.23	151,878.27	644,550.73	80.93%
55 - CAPITAL OUTLAY	3,173,087.38	3,323,872.38	469,630.36	546,545.63	2,777,326.75	83.56%
56 - OTHER SOURCES	1,203,168.00	1,203,168.00	6,567.78	28,488.75	1,174,679.25	97.63%
59 - OTHER SOURCES AND USE	23,940.00	23,940.00	0.00	0.00	23,940.00	100.00%
<b>Department: 0015 - EDS Total:</b>	<b>8,442,166.65</b>	<b>8,592,951.65</b>	<b>948,501.73</b>	<b>1,546,579.00</b>	<b>7,046,372.65</b>	<b>82.00%</b>
<b>Department: 0100 - COUNTY JUDGE</b>						
51 - PERSONAL SERVICES	183,044.78	183,044.78	12,898.30	32,245.75	150,799.03	82.38%
52 - BENEFITS	67,077.69	67,077.69	5,024.90	10,689.01	56,388.68	84.06%
53 - SUPPLIES	450.00	450.00	21.28	51.68	398.32	88.52%
54 - OTHER SERVICES & CHARGES	4,000.00	4,000.00	268.12	535.92	3,464.08	86.60%
<b>Department: 0100 - COUNTY JUDGE Total:</b>	<b>254,572.47</b>	<b>254,572.47</b>	<b>18,212.60</b>	<b>43,522.36</b>	<b>211,050.11</b>	<b>82.90%</b>
<b>Department: 0101 - GIS - Rural Addressing</b>						
51 - PERSONAL SERVICES	64,754.98	64,754.98	4,992.51	12,462.14	52,292.84	80.75%
52 - BENEFITS	30,599.86	30,599.86	2,079.51	4,420.80	26,179.06	85.55%
53 - SUPPLIES	270.00	270.00	0.00	104.59	165.41	61.26%
54 - OTHER SERVICES & CHARGES	3,520.00	3,520.00	0.00	120.00	3,400.00	96.59%
<b>Department: 0101 - GIS - Rural Addressing Total:</b>	<b>99,144.84</b>	<b>99,144.84</b>	<b>7,072.02</b>	<b>17,107.53</b>	<b>82,037.31</b>	<b>82.74%</b>
<b>Department: 0102 - COUNTY COMMUNICATIONS</b>						
51 - PERSONAL SERVICES	1,434,481.46	1,434,481.46	97,423.84	269,044.60	1,165,436.86	81.24%
52 - BENEFITS	495,583.76	495,583.76	37,712.65	86,263.89	409,319.87	82.59%
53 - SUPPLIES	27,000.00	27,000.00	783.02	2,142.47	24,857.53	92.06%
54 - OTHER SERVICES & CHARGES	115,740.00	115,740.00	6,735.21	62,004.76	53,735.24	46.43%
<b>Department: 0102 - COUNTY COMMUNICATIONS Total:</b>	<b>2,072,805.22</b>	<b>2,072,805.22</b>	<b>142,654.72</b>	<b>419,455.72</b>	<b>1,653,349.50</b>	<b>79.76%</b>
<b>Department: 0105 - INFORMATION TECHNOLOGY</b>						
51 - PERSONAL SERVICES	327,224.00	327,224.00	25,971.06	64,927.65	262,296.35	80.16%
52 - BENEFITS	114,442.31	114,442.31	9,348.24	21,071.11	93,371.20	81.59%
53 - SUPPLIES	6,500.00	6,500.00	25.36	1,694.05	4,805.95	73.94%
54 - OTHER SERVICES & CHARGES	11,550.00	16,930.00	6,772.96	7,002.00	9,928.00	58.64%
55 - CAPITAL OUTLAY	0.00	0.00	0.00	1,597.58	-1,597.58	0.00%
<b>Department: 0105 - INFORMATION TECHNOLOGY Total:</b>	<b>459,716.31</b>	<b>465,096.31</b>	<b>42,117.62</b>	<b>96,292.39</b>	<b>368,803.92</b>	<b>79.30%</b>
<b>Department: 0200 - COMMISSIONERS' COURT</b>						
51 - PERSONAL SERVICES	273,282.40	273,282.40	21,021.76	52,554.40	220,728.00	80.77%
52 - BENEFITS	120,768.17	120,768.17	8,815.20	19,545.65	101,222.52	83.82%
53 - SUPPLIES	500.00	500.00	0.00	22.30	477.70	95.54%
54 - OTHER SERVICES & CHARGES	16,000.00	16,000.00	300.00	1,662.50	14,337.50	89.61%
<b>Department: 0200 - COMMISSIONERS' COURT Total:</b>	<b>410,550.57</b>	<b>410,550.57</b>	<b>30,136.96</b>	<b>73,784.85</b>	<b>336,765.72</b>	<b>82.03%</b>
<b>Department: 0300 - COUNTY CLERK</b>						
51 - PERSONAL SERVICES	298,997.70	298,997.70	23,672.97	55,306.45	243,691.25	81.50%
52 - BENEFITS	129,089.18	129,089.18	10,297.82	22,066.27	107,022.91	82.91%
53 - SUPPLIES	8,750.00	8,750.00	669.12	2,041.73	6,708.27	76.67%
54 - OTHER SERVICES & CHARGES	6,900.00	6,900.00	448.85	1,085.67	5,814.33	84.27%
<b>Department: 0300 - COUNTY CLERK Total:</b>	<b>443,736.88</b>	<b>443,736.88</b>	<b>35,088.76</b>	<b>80,500.12</b>	<b>363,236.76</b>	<b>81.86%</b>
<b>Department: 0400 - VETERAN'S OFFICE</b>						
51 - PERSONAL SERVICES	43,315.78	43,315.78	3,331.98	8,329.95	34,985.83	80.77%
52 - BENEFITS	9,012.29	9,012.29	628.56	1,561.83	7,450.46	82.67%
53 - SUPPLIES	300.00	300.00	0.00	0.00	300.00	100.00%

My Budget Report

For Fiscal: 2026 Period Ending: 03/31/2026

Categor...	Original Total Budget	Current Total Budget	Period Activity	Fiscal Activity	Variance	
					Favorable (Unfavorable)	Percent Remaining
54 - OTHER SERVICES & CHARGES	233.00	233.00	479.04	479.04	-246.04	-105.60%
<b>Department: 0400 - VETERAN'S OFFICE Total:</b>	<b>52,861.07</b>	<b>52,861.07</b>	<b>4,439.58</b>	<b>10,370.82</b>	<b>42,490.25</b>	<b>80.38%</b>
<b>Department: 0500 - COUNTY AUDITOR</b>						
51 - PERSONAL SERVICES	246,484.79	246,484.79	15,963.60	38,372.07	208,112.72	84.43%
52 - BENEFITS	97,299.58	97,299.58	6,965.83	14,158.39	83,141.19	85.45%
53 - SUPPLIES	1,500.00	1,500.00	292.81	1,311.73	188.27	12.55%
54 - OTHER SERVICES & CHARGES	7,900.00	7,900.00	917.23	2,987.23	4,912.77	62.19%
<b>Department: 0500 - COUNTY AUDITOR Total:</b>	<b>353,184.37</b>	<b>353,184.37</b>	<b>24,139.47</b>	<b>56,829.42</b>	<b>296,354.95</b>	<b>83.91%</b>
<b>Department: 0600 - NON-DEPARTMENT</b>						
52 - BENEFITS	170,000.00	170,000.00	2,741.45	57,976.27	112,023.73	65.90%
53 - SUPPLIES	3,710.00	3,710.00	8,103.12	9,553.12	-5,843.12	-157.50%
54 - OTHER SERVICES & CHARGES	980,450.00	980,450.00	384,864.71	561,186.55	419,263.45	42.76%
55 - CAPITAL OUTLAY	940,836.77	867,814.77	572,238.46	1,471,132.71	-603,317.94	-69.52%
<b>Department: 0600 - NON-DEPARTMENT Total:</b>	<b>2,094,996.77</b>	<b>2,021,974.77</b>	<b>967,947.74</b>	<b>2,099,848.65</b>	<b>-77,873.88</b>	<b>-3.85%</b>
<b>Department: 0700 - DISTRICT COURT</b>						
51 - PERSONAL SERVICES	130,147.16	130,147.16	9,154.48	22,886.20	107,260.96	82.42%
52 - BENEFITS	38,670.23	38,670.23	2,667.63	6,172.26	32,497.97	84.04%
53 - SUPPLIES	6,000.00	6,000.00	74.00	747.65	5,252.35	87.54%
54 - OTHER SERVICES & CHARGES	452,350.00	452,350.00	25,237.30	81,723.08	370,626.92	81.93%
<b>Department: 0700 - DISTRICT COURT Total:</b>	<b>627,167.39</b>	<b>627,167.39</b>	<b>37,133.41</b>	<b>111,529.19</b>	<b>515,638.20</b>	<b>82.22%</b>
<b>Department: 0750 - DISTRICT ATTORNEY</b>						
51 - PERSONAL SERVICES	703,078.88	703,078.88	52,538.70	125,735.34	577,343.54	82.12%
52 - BENEFITS	239,007.64	239,007.64	20,746.20	46,425.77	192,581.87	80.58%
53 - SUPPLIES	5,750.00	5,750.00	295.99	1,603.06	4,146.94	72.12%
54 - OTHER SERVICES & CHARGES	109,910.00	109,910.00	3,399.10	8,103.36	101,806.64	92.63%
<b>Department: 0750 - DISTRICT ATTORNEY Total:</b>	<b>1,057,746.52</b>	<b>1,057,746.52</b>	<b>76,979.99</b>	<b>181,867.53</b>	<b>875,878.99</b>	<b>82.81%</b>
<b>Department: 0800 - DISTRICT CLERK</b>						
51 - PERSONAL SERVICES	293,788.97	293,788.97	22,706.92	55,893.48	237,895.49	80.97%
52 - BENEFITS	135,549.86	135,549.86	9,981.62	21,885.98	113,663.88	83.85%
53 - SUPPLIES	8,485.00	8,485.00	2,069.93	2,672.09	5,812.91	68.51%
54 - OTHER SERVICES & CHARGES	4,400.00	4,400.00	-231.24	1,743.23	2,656.77	60.38%
<b>Department: 0800 - DISTRICT CLERK Total:</b>	<b>442,223.83</b>	<b>442,223.83</b>	<b>34,527.23</b>	<b>82,194.78</b>	<b>360,029.05</b>	<b>81.41%</b>
<b>Department: 0910 - COUNTY COURT AT LAW</b>						
51 - PERSONAL SERVICES	382,254.72	382,254.72	29,057.84	77,101.50	305,153.22	79.83%
52 - BENEFITS	117,688.34	117,688.34	9,143.34	21,269.45	96,418.89	81.93%
53 - SUPPLIES	3,400.00	3,400.00	0.00	165.00	3,235.00	95.15%
54 - OTHER SERVICES & CHARGES	305,500.00	305,500.00	11,981.66	41,085.79	264,414.21	86.55%
<b>Department: 0910 - COUNTY COURT AT LAW Total:</b>	<b>808,843.06</b>	<b>808,843.06</b>	<b>50,182.84</b>	<b>139,621.74</b>	<b>669,221.32</b>	<b>82.74%</b>
<b>Department: 1000 - JUSTICE OF THE PEACE NO. 1</b>						
51 - PERSONAL SERVICES	143,241.12	143,241.12	11,327.24	25,583.43	117,657.69	82.14%
52 - BENEFITS	69,246.30	69,246.30	6,061.77	11,686.52	57,559.78	83.12%
53 - SUPPLIES	1,700.00	1,700.00	49.55	208.49	1,491.51	87.74%
54 - OTHER SERVICES & CHARGES	2,500.00	2,500.00	60.18	393.36	2,106.64	84.27%
<b>Department: 1000 - JUSTICE OF THE PEACE NO. 1 Total:</b>	<b>216,687.42</b>	<b>216,687.42</b>	<b>17,498.74</b>	<b>37,871.80</b>	<b>178,815.62</b>	<b>82.52%</b>
<b>Department: 1002 - JUSTICE OF THE PEACE NO. 2</b>						
51 - PERSONAL SERVICES	112,792.83	112,792.83	8,870.14	22,000.87	90,791.96	80.49%
52 - BENEFITS	65,121.12	65,121.12	2,599.37	7,419.91	57,701.21	88.61%
53 - SUPPLIES	3,000.00	3,000.00	568.66	1,030.06	1,969.94	65.66%
54 - OTHER SERVICES & CHARGES	3,400.00	3,400.00	-136.41	-46.80	3,446.80	101.38%
<b>Department: 1002 - JUSTICE OF THE PEACE NO. 2 Total:</b>	<b>184,313.95</b>	<b>184,313.95</b>	<b>11,901.76</b>	<b>30,404.04</b>	<b>153,909.91</b>	<b>83.50%</b>
<b>Department: 1003 - JUSTICE OF THE PEACE COURT NO. 3</b>						
51 - PERSONAL SERVICES	111,999.10	111,999.10	8,665.97	21,690.38	90,308.72	80.63%
52 - BENEFITS	48,220.16	48,220.16	3,739.28	8,274.08	39,946.08	82.84%
53 - SUPPLIES	1,250.00	1,250.00	39.44	79.02	1,170.98	93.68%

My Budget Report

For Fiscal: 2026 Period Ending: 03/31/2026

Categor...	Original Total Budget	Current Total Budget	Period Activity	Fiscal Activity	Variance	
					Favorable (Unfavorable)	Percent Remaining
54 - OTHER SERVICES & CHARGES	3,000.00	3,000.00	70.33	322.36	2,677.64	89.25%
<b>Department: 1003 - JUSTICE OF THE PEACE COURT NO. 3 Total:</b>	<b>164,469.26</b>	<b>164,469.26</b>	<b>12,515.02</b>	<b>30,365.84</b>	<b>134,103.42</b>	<b>81.54%</b>
<b>Department: 1004 - JUSTICE OF THE PEACE COURT NO. 4</b>						
51 - PERSONAL SERVICES	121,788.42	121,788.42	9,368.64	23,421.60	98,366.82	80.77%
52 - BENEFITS	68,006.31	68,006.31	5,180.98	12,417.01	55,589.30	81.74%
53 - SUPPLIES	1,500.00	1,500.00	0.00	137.74	1,362.26	90.82%
54 - OTHER SERVICES & CHARGES	5,825.00	5,825.00	472.32	1,686.18	4,138.82	71.05%
<b>Department: 1004 - JUSTICE OF THE PEACE COURT NO. 4 Total:</b>	<b>197,119.73</b>	<b>197,119.73</b>	<b>15,021.94</b>	<b>37,662.53</b>	<b>159,457.20</b>	<b>80.89%</b>
<b>Department: 1100 - COUNTY ATTORNEY</b>						
51 - PERSONAL SERVICES	569,581.85	569,581.85	36,869.66	89,813.29	479,768.56	84.23%
52 - BENEFITS	180,074.51	180,074.51	14,450.85	31,387.08	148,687.43	82.57%
53 - SUPPLIES	4,300.00	4,300.00	194.48	682.63	3,617.37	84.12%
54 - OTHER SERVICES & CHARGES	14,600.00	14,600.00	501.10	227.10	14,372.90	98.44%
<b>Department: 1100 - COUNTY ATTORNEY Total:</b>	<b>768,556.36</b>	<b>768,556.36</b>	<b>52,016.09</b>	<b>122,110.10</b>	<b>646,446.26</b>	<b>84.11%</b>
<b>Department: 1200 - ELECTIONS</b>						
51 - PERSONAL SERVICES	148,830.43	148,830.43	22,534.28	37,159.50	111,670.93	75.03%
52 - BENEFITS	48,321.74	48,321.74	5,310.77	13,697.77	34,623.97	71.65%
53 - SUPPLIES	66,000.00	66,000.00	28,350.82	32,800.40	33,199.60	50.30%
54 - OTHER SERVICES & CHARGES	28,400.00	28,400.00	4,780.83	7,269.43	21,130.57	74.40%
<b>Department: 1200 - ELECTIONS Total:</b>	<b>291,552.17</b>	<b>291,552.17</b>	<b>60,976.70</b>	<b>90,927.10</b>	<b>200,625.07</b>	<b>68.81%</b>
<b>Department: 1300 - TAX ASSESSOR-COLLECTOR</b>						
51 - PERSONAL SERVICES	248,889.05	248,889.05	18,568.10	46,600.19	202,288.86	81.28%
52 - BENEFITS	113,865.05	113,865.05	8,375.25	18,476.21	95,388.84	83.77%
53 - SUPPLIES	3,000.00	3,000.00	104.00	297.11	2,702.89	90.10%
54 - OTHER SERVICES & CHARGES	3,900.00	3,900.00	0.00	150.00	3,750.00	96.15%
<b>Department: 1300 - TAX ASSESSOR-COLLECTOR Total:</b>	<b>369,654.10</b>	<b>369,654.10</b>	<b>27,047.35</b>	<b>65,523.51</b>	<b>304,130.59</b>	<b>82.27%</b>
<b>Department: 1400 - County Treasurer</b>						
51 - PERSONAL SERVICES	190,345.17	190,345.17	10,058.92	25,147.30	165,197.87	86.79%
52 - BENEFITS	74,457.04	74,457.04	3,956.85	8,832.41	65,624.63	88.14%
53 - SUPPLIES	3,500.00	3,500.00	0.00	70.16	3,429.84	98.00%
54 - OTHER SERVICES & CHARGES	5,450.00	5,450.00	0.00	320.70	5,129.30	94.12%
<b>Department: 1400 - County Treasurer Total:</b>	<b>273,752.21</b>	<b>273,752.21</b>	<b>14,015.77</b>	<b>34,370.57</b>	<b>239,381.64</b>	<b>87.44%</b>
<b>Department: 1450 - HUMAN RESOURCES</b>						
51 - PERSONAL SERVICES	168,093.77	168,093.77	20,145.77	41,483.11	126,610.66	75.32%
52 - BENEFITS	61,407.15	61,407.15	6,138.50	11,824.83	49,582.32	80.74%
53 - SUPPLIES	2,500.00	2,500.00	193.92	603.26	1,896.74	75.87%
54 - OTHER SERVICES & CHARGES	8,000.00	8,000.00	87.00	147.99	7,852.01	98.15%
<b>Department: 1450 - HUMAN RESOURCES Total:</b>	<b>240,000.92</b>	<b>240,000.92</b>	<b>26,565.19</b>	<b>54,059.19</b>	<b>185,941.73</b>	<b>77.48%</b>
<b>Department: 1500 - APPRAISAL DISTRICT</b>						
54 - OTHER SERVICES & CHARGES	508,285.00	508,285.00	38,887.08	116,661.24	391,623.76	77.05%
<b>Department: 1500 - APPRAISAL DISTRICT Total:</b>	<b>508,285.00</b>	<b>508,285.00</b>	<b>38,887.08</b>	<b>116,661.24</b>	<b>391,623.76</b>	<b>77.05%</b>
<b>Department: 1600 - COUNTY COURTHOUSE</b>						
51 - PERSONAL SERVICES	164,066.77	164,066.77	15,158.72	35,566.11	128,500.66	78.32%
52 - BENEFITS	71,183.67	71,183.67	6,525.65	14,007.93	57,175.74	80.32%
53 - SUPPLIES	38,000.00	38,000.00	1,554.31	13,071.02	24,928.98	65.60%
54 - OTHER SERVICES & CHARGES	89,350.00	89,350.00	8,934.31	40,007.55	49,342.45	55.22%
55 - CAPITAL OUTLAY	15,000.00	15,000.00	0.00	0.00	15,000.00	100.00%
<b>Department: 1600 - COUNTY COURTHOUSE Total:</b>	<b>377,600.44</b>	<b>377,600.44</b>	<b>32,172.99</b>	<b>102,652.61</b>	<b>274,947.83</b>	<b>72.81%</b>
<b>Department: 1700 - CONSTABLE NO. 1</b>						
51 - PERSONAL SERVICES	184,412.57	184,412.57	13,770.17	34,514.07	149,898.50	81.28%
52 - BENEFITS	80,282.32	80,282.32	6,287.16	13,846.83	66,435.49	82.75%
53 - SUPPLIES	3,500.00	3,500.00	0.00	50.00	3,450.00	98.57%
54 - OTHER SERVICES & CHARGES	20,850.00	20,850.00	11.55	3,745.98	17,104.02	82.03%
<b>Department: 1700 - CONSTABLE NO. 1 Total:</b>	<b>289,044.89</b>	<b>289,044.89</b>	<b>20,068.88</b>	<b>52,156.88</b>	<b>236,888.01</b>	<b>81.96%</b>

My Budget Report

For Fiscal: 2026 Period Ending: 03/31/2026

Categor...	Original Total Budget	Current Total Budget	Period Activity	Fiscal Activity	Variance	
					Favorable (Unfavorable)	Percent Remaining
<b>Department: 1702 - CONSTABLE NO. 2</b>						
51 - PERSONAL SERVICES	48,149.75	48,149.75	3,565.36	8,913.40	39,236.35	81.49%
52 - BENEFITS	28,221.44	28,221.44	2,308.73	4,932.96	23,288.48	82.52%
53 - SUPPLIES	1,050.00	1,050.00	68.81	118.81	931.19	88.68%
54 - OTHER SERVICES & CHARGES	5,250.00	5,250.00	363.85	3,848.66	1,401.34	26.69%
<b>Department: 1702 - CONSTABLE NO. 2 Total:</b>	<b>82,671.19</b>	<b>82,671.19</b>	<b>6,306.75</b>	<b>17,813.83</b>	<b>64,857.36</b>	<b>78.45%</b>
<b>Department: 1703 - CONSTABLE NO. 3</b>						
51 - PERSONAL SERVICES	48,149.75	48,149.75	3,565.36	8,913.40	39,236.35	81.49%
52 - BENEFITS	29,628.54	29,628.54	2,414.86	5,087.45	24,541.09	82.83%
53 - SUPPLIES	1,850.00	1,850.00	0.00	332.32	1,517.68	82.04%
54 - OTHER SERVICES & CHARGES	8,050.00	8,050.00	101.80	1,367.66	6,682.34	83.01%
<b>Department: 1703 - CONSTABLE NO. 3 Total:</b>	<b>87,678.29</b>	<b>87,678.29</b>	<b>6,082.02</b>	<b>15,700.83</b>	<b>71,977.46</b>	<b>82.09%</b>
<b>Department: 1704 - CONSTABLE NO. 4</b>						
51 - PERSONAL SERVICES	47,549.75	47,549.75	3,565.36	8,913.40	38,636.35	81.25%
52 - BENEFITS	29,402.51	29,402.51	2,376.49	5,079.79	24,322.72	82.72%
53 - SUPPLIES	1,150.00	1,150.00	0.00	-34.96	1,184.96	103.04%
54 - OTHER SERVICES & CHARGES	6,750.00	6,750.00	0.00	2,492.15	4,257.85	63.08%
55 - CAPITAL OUTLAY	77,000.00	77,000.00	10,113.20	10,113.20	66,886.80	86.87%
<b>Department: 1704 - CONSTABLE NO. 4 Total:</b>	<b>161,852.26</b>	<b>161,852.26</b>	<b>16,055.05</b>	<b>26,563.58</b>	<b>135,288.68</b>	<b>83.59%</b>
<b>Department: 1800 - SHERIFF</b>						
51 - PERSONAL SERVICES	2,578,239.88	2,578,239.88	171,300.44	441,774.73	2,136,465.15	82.87%
52 - BENEFITS	1,041,084.44	1,041,084.44	73,306.91	175,330.94	865,753.50	83.16%
53 - SUPPLIES	115,500.00	115,500.00	25,320.70	32,720.01	82,779.99	71.67%
54 - OTHER SERVICES & CHARGES	547,800.00	547,800.00	20,705.46	179,601.78	368,198.22	67.21%
55 - CAPITAL OUTLAY	619,200.00	619,200.00	46,373.05	143,059.52	476,140.48	76.90%
<b>Department: 1800 - SHERIFF Total:</b>	<b>4,901,824.32</b>	<b>4,901,824.32</b>	<b>337,006.56</b>	<b>972,486.98</b>	<b>3,929,337.34</b>	<b>80.16%</b>
<b>Department: 1810 - DEPARTMENT OF PUBLIC SERVICES</b>						
51 - PERSONAL SERVICES	45,771.65	45,771.65	3,521.60	9,068.16	36,703.49	80.19%
52 - BENEFITS	20,344.15	20,344.15	1,611.86	3,593.94	16,750.21	82.33%
<b>Department: 1810 - DEPARTMENT OF PUBLIC SERVICES Total:</b>	<b>66,115.80</b>	<b>66,115.80</b>	<b>5,133.46</b>	<b>12,662.10</b>	<b>53,453.70</b>	<b>80.85%</b>
<b>Department: 1900 - COUNTY JAIL</b>						
51 - PERSONAL SERVICES	2,346,327.51	2,346,327.51	148,219.08	390,234.88	1,956,092.63	83.37%
52 - BENEFITS	902,996.60	902,996.60	69,558.72	157,100.83	745,895.77	82.60%
53 - SUPPLIES	454,000.00	454,000.00	35,260.41	126,597.98	327,402.02	72.11%
54 - OTHER SERVICES & CHARGES	298,000.00	298,000.00	24,874.49	99,074.30	198,925.70	66.75%
55 - CAPITAL OUTLAY	5,000.00	5,000.00	10,000.00	10,000.00	-5,000.00	-100.00%
56 - OTHER SOURCES	5,000.00	5,000.00	0.00	144.00	4,856.00	97.12%
<b>Department: 1900 - COUNTY JAIL Total:</b>	<b>4,011,324.11</b>	<b>4,011,324.11</b>	<b>287,912.70</b>	<b>783,151.99</b>	<b>3,228,172.12</b>	<b>80.48%</b>
<b>Department: 2000 - ADULT PROBATION</b>						
53 - SUPPLIES	925.00	925.00	33.75	136.50	788.50	85.24%
<b>Department: 2000 - ADULT PROBATION Total:</b>	<b>925.00</b>	<b>925.00</b>	<b>33.75</b>	<b>136.50</b>	<b>788.50</b>	<b>85.24%</b>
<b>Department: 2010 - JUVENILE PROBATION</b>						
53 - SUPPLIES	650.00	650.00	33.75	183.50	466.50	71.77%
54 - OTHER SERVICES & CHARGES	146,950.00	146,950.00	15,216.66	47,575.37	99,374.63	67.62%
<b>Department: 2010 - JUVENILE PROBATION Total:</b>	<b>147,600.00</b>	<b>147,600.00</b>	<b>15,250.41</b>	<b>47,758.87</b>	<b>99,841.13</b>	<b>67.64%</b>
<b>Department: 2100 - FIRE PROTECTION</b>						
52 - BENEFITS	16,108.00	16,108.00	136.47	275.30	15,832.70	98.29%
54 - OTHER SERVICES & CHARGES	583,500.00	583,500.00	23,847.58	362,666.37	220,833.63	37.85%
<b>Department: 2100 - FIRE PROTECTION Total:</b>	<b>599,608.00</b>	<b>599,608.00</b>	<b>23,984.05</b>	<b>362,941.67</b>	<b>236,666.33</b>	<b>39.47%</b>
<b>Department: 2200 - EMS</b>						
51 - PERSONAL SERVICES	4,334,352.13	4,334,352.13	395,081.49	894,043.80	3,440,308.33	79.37%
52 - BENEFITS	1,481,986.67	1,481,986.67	130,226.59	283,133.35	1,198,853.32	80.90%
53 - SUPPLIES	310,625.00	310,625.00	29,760.46	98,539.01	212,085.99	68.28%
54 - OTHER SERVICES & CHARGES	1,013,300.00	1,013,300.00	113,615.41	318,541.54	694,758.46	68.56%
55 - CAPITAL OUTLAY	69,500.00	137,142.00	48,098.23	56,001.69	81,140.31	59.17%

My Budget Report

For Fiscal: 2026 Period Ending: 03/31/2026

Categor...	Original Total Budget	Current Total Budget	Period Activity	Fiscal Activity	Variance Favorable (Unfavorable)	Percent Remaining
<b>Department: 2200 - EMS Total:</b>	<b>7,209,763.80</b>	<b>7,277,405.80</b>	<b>716,782.18</b>	<b>1,650,259.39</b>	<b>5,627,146.41</b>	<b>77.32%</b>
<b>Department: 2250 - AVIATION</b>						
51 - PERSONAL SERVICES	694,875.73	694,875.73	34,861.80	110,512.91	584,362.82	84.10%
52 - BENEFITS	229,382.82	229,382.82	10,270.08	30,793.71	198,589.11	86.58%
54 - OTHER SERVICES & CHARGES	3,492,839.62	3,492,839.62	293,153.81	878,113.12	2,614,726.50	74.86%
<b>Department: 2250 - AVIATION Total:</b>	<b>4,417,098.17</b>	<b>4,417,098.17</b>	<b>338,285.69</b>	<b>1,019,419.74</b>	<b>3,397,678.43</b>	<b>76.92%</b>
<b>Department: 2300 - EMERGENCY MANAGEMENT</b>						
51 - PERSONAL SERVICES	100,500.00	100,500.00	0.00	0.00	100,500.00	100.00%
52 - BENEFITS	39,765.94	39,765.94	19.88	40.48	39,725.46	99.90%
53 - SUPPLIES	1,300.00	1,300.00	0.00	0.00	1,300.00	100.00%
54 - OTHER SERVICES & CHARGES	7,500.00	7,500.00	0.00	1,254.65	6,245.35	83.27%
<b>Department: 2300 - EMERGENCY MANAGEMENT Total:</b>	<b>149,065.94</b>	<b>149,065.94</b>	<b>19.88</b>	<b>1,295.13</b>	<b>147,770.81</b>	<b>99.13%</b>
<b>Department: 2500 - SOCIAL SERVICES</b>						
54 - OTHER SERVICES & CHARGES	125,050.00	125,050.00	7,633.33	28,226.27	96,823.73	77.43%
<b>Department: 2500 - SOCIAL SERVICES Total:</b>	<b>125,050.00</b>	<b>125,050.00</b>	<b>7,633.33</b>	<b>28,226.27</b>	<b>96,823.73</b>	<b>77.43%</b>
<b>Department: 2600 - INDIGENT HEALTH CARE</b>						
51 - PERSONAL SERVICES	433,620.65	433,620.65	34,692.39	92,065.44	341,555.21	78.77%
52 - BENEFITS	170,804.27	170,804.27	11,224.99	26,590.71	144,213.56	84.43%
53 - SUPPLIES	155,000.00	155,000.00	11,741.90	19,834.25	135,165.75	87.20%
54 - OTHER SERVICES & CHARGES	965,139.23	965,139.23	37,602.09	122,049.91	843,089.32	87.35%
<b>Department: 2600 - INDIGENT HEALTH CARE Total:</b>	<b>1,724,564.15</b>	<b>1,724,564.15</b>	<b>95,261.37</b>	<b>260,540.31</b>	<b>1,464,023.84</b>	<b>84.89%</b>
<b>Department: 2900 - ENVIRONMENTAL</b>						
51 - PERSONAL SERVICES	166,799.19	166,799.19	13,375.62	33,385.73	133,413.46	79.98%
52 - BENEFITS	73,642.02	73,642.02	5,390.42	11,994.02	61,648.00	83.71%
53 - SUPPLIES	3,200.00	3,200.00	66.19	264.72	2,935.28	91.73%
54 - OTHER SERVICES & CHARGES	34,600.00	34,600.00	1,490.20	4,804.96	29,795.04	86.11%
<b>Department: 2900 - ENVIRONMENTAL Total:</b>	<b>278,241.21</b>	<b>278,241.21</b>	<b>20,322.43</b>	<b>50,449.43</b>	<b>227,791.78</b>	<b>81.87%</b>
<b>Department: 3000 - EDUCATION</b>						
54 - OTHER SERVICES & CHARGES	5,000.00	5,000.00	0.00	2,292.00	2,708.00	54.16%
<b>Department: 3000 - EDUCATION Total:</b>	<b>5,000.00</b>	<b>5,000.00</b>	<b>0.00</b>	<b>2,292.00</b>	<b>2,708.00</b>	<b>54.16%</b>
<b>Department: 3100 - EXPO</b>						
51 - PERSONAL SERVICES	280,241.76	280,241.76	21,137.29	53,286.91	226,954.85	80.99%
52 - BENEFITS	128,631.53	128,631.53	10,097.34	22,143.98	106,487.55	82.78%
53 - SUPPLIES	25,500.00	25,500.00	2,926.03	7,340.40	18,159.60	71.21%
54 - OTHER SERVICES & CHARGES	267,850.00	267,850.00	7,644.60	30,551.46	237,298.54	88.59%
55 - CAPITAL OUTLAY	5,000.00	5,000.00	2,999.96	2,999.96	2,000.04	40.00%
<b>Department: 3100 - EXPO Total:</b>	<b>707,223.29</b>	<b>707,223.29</b>	<b>44,805.22</b>	<b>116,322.71</b>	<b>590,900.58</b>	<b>83.55%</b>
<b>Department: 3300 - EXTENSION SERVICE</b>						
51 - PERSONAL SERVICES	171,239.89	171,239.89	12,978.93	32,284.93	138,954.96	81.15%
52 - BENEFITS	59,201.86	59,201.86	4,744.74	10,544.15	48,657.71	82.19%
53 - SUPPLIES	5,500.00	5,500.00	308.47	1,316.61	4,183.39	76.06%
54 - OTHER SERVICES & CHARGES	21,400.00	21,400.00	4,065.13	5,836.92	15,563.08	72.72%
<b>Department: 3300 - EXTENSION SERVICE Total:</b>	<b>257,341.75</b>	<b>257,341.75</b>	<b>22,097.27</b>	<b>49,982.61</b>	<b>207,359.14</b>	<b>80.58%</b>
<b>Department: 3400 - SOIL CONSERVATION</b>						
54 - OTHER SERVICES & CHARGES	5,000.00	5,000.00	0.00	0.00	5,000.00	100.00%
<b>Department: 3400 - SOIL CONSERVATION Total:</b>	<b>5,000.00</b>	<b>5,000.00</b>	<b>0.00</b>	<b>0.00</b>	<b>5,000.00</b>	<b>100.00%</b>
<b>Department: 3450 - GAME WARDENS</b>						
53 - SUPPLIES	1,000.00	1,000.00	0.00	0.00	1,000.00	100.00%
<b>Department: 3450 - GAME WARDENS Total:</b>	<b>1,000.00</b>	<b>1,000.00</b>	<b>0.00</b>	<b>0.00</b>	<b>1,000.00</b>	<b>100.00%</b>
<b>Department: 4000 - TECHNOLOGY SERVICES</b>						
53 - SUPPLIES	218,040.00	218,040.00	11,000.87	53,916.53	164,123.47	75.27%
54 - OTHER SERVICES & CHARGES	809,064.00	809,064.00	256,640.33	321,045.35	488,018.65	60.32%
55 - CAPITAL OUTLAY	425,382.00	425,382.00	5,401.64	144,529.49	280,852.51	66.02%
<b>Department: 4000 - TECHNOLOGY SERVICES Total:</b>	<b>1,452,486.00</b>	<b>1,452,486.00</b>	<b>273,042.84</b>	<b>519,491.37</b>	<b>932,994.63</b>	<b>64.23%</b>

My Budget Report

For Fiscal: 2026 Period Ending: 03/31/2026

Category...	Original Total Budget	Current Total Budget	Period Activity	Fiscal Activity	Variance Favorable (Unfavorable)	Percent Remaining
Department: 4100 - OTHER SOURCES & USES						
59 - OTHER SOURCES AND USE	1,561,601.00	1,561,601.00	0.00	1,546,601.00	15,000.00	0.96%
Department: 4100 - OTHER SOURCES & USES Total:	1,561,601.00	1,561,601.00	0.00	1,546,601.00	15,000.00	0.96%
Report Total:	49,453,786.68	49,604,571.68	4,963,837.14	13,218,365.82	36,386,205.86	73.35%

### Fund Summary

Fund	Original Total Budget	Current Total Budget	Period Activity	Fiscal Activity	Variance	
					Favorable (Unfavorable)	Percent Remaining
010 - GENERAL FUND	40,912,475.19	40,912,475.19	4,008,263.39	11,654,679.29	29,257,795.90	71.51%
015 - ENGINEERING & DEVELOPM	8,541,311.49	8,692,096.49	955,573.75	1,563,686.53	7,128,409.96	82.01%
<b>Report Total:</b>	<b>49,453,786.68</b>	<b>49,604,571.68</b>	<b>4,963,837.14</b>	<b>13,218,365.82</b>	<b>36,386,205.86</b>	<b>73.35%</b>

## WASHINGTON COUNTY INVESTMENTS AS OF 3-31-2026

Account	Name	Beginning Balance	Net Change	Ending Balance
<b>010 - GENERAL FUND</b>				
010-11102	TX CLASS INVESTMENT	\$ 9,208,067.43	\$ 27,749.86	\$ 9,235,817.29
010-11103	TEXPOOL INVESTMENT	\$ 8,946,433.11	\$ 27,904.11	\$ 8,974,337.22
010-11104	TEXSTAR INVESTMENT	\$ -	\$ -	\$ -
010-11105	MBS INVESTMENTS	\$ 14,850,000.00	\$ 1,556,000.00	\$ 16,406,000.00
<b>015 - ENGINEERING &amp; DEVELOPMENT SERVICES</b>				
015-11103	TEXPOOL INVESTMENT	\$ 5,647,542.65	\$ 17,614.78	\$ 5,665,157.43
<b>023 - JP TECHNOLOGY</b>				
023-11104	TEXSTAR INVESTMENT	\$ 86,454.11	\$ 268.07	\$ 86,722.18
<b>035 - EMS DONATION</b>				
035-11104	TEXSTAR INVESTMENT	\$ 167,483.35	\$ 519.34	\$ 168,002.69
<b>037 - RURAL ADDRESSING</b>				
037-11104	TEXSTAR INVESTMENT	\$ 139,569.63	\$ 432.78	\$ 140,002.41
<b>042 - CHILD FOSTER CARE</b>				
042-11104	TEXSTAR INVESTMENT	\$ 111,655.57	\$ 346.21	\$ 112,001.78
<b>045 - SCHOOL LAND DAMAGE</b>				
045-11104	TEXSTAR INVESTMENT	\$ 33,496.60	\$ 103.88	\$ 33,600.48
<b>046 - PERMANENT SCHOOL / AVAILABILITY</b>				
046-11104	TEXSTAR INVESTMENT	\$ 1,341,415.23	\$ 4,159.49	\$ 1,345,574.72
<b>048 - SCHOOL LAND IMPROVEMENT</b>				
048-11104	TEXSTAR INVESTMENT	\$ 474,536.25	\$ 1,471.45	\$ 476,007.70
<b>052 - RECORD MANAGEMENT PRESERVATION</b>				
052-11104	TEXSTAR INVESTMENT	\$ 334,966.77	\$ 1,038.66	\$ 336,005.43
<b>056 - RECORD PRESERVATION</b>				
056-11104	TEXSTAR INVESTMENT	\$ 139,569.63	\$ 432.78	\$ 140,002.41
<b>059 - ARCHIVE FEE COUNTY CLERK</b>				
059-11104	TEXSTAR INVESTMENT	\$ 111,655.57	\$ 346.21	\$ 112,001.78
<b>067 - INTEREST AND SINKING FUND</b>				
067-11104	TEXSTAR INVESTMENT	\$ 2,341,350.15	\$ 7,260.11	\$ 2,348,610.26
<b>070 - COURTHOUSE SECURITY</b>				
070-11104	TEXSTAR INVESTMENT	\$ 167,483.35	\$ 519.34	\$ 168,002.69
<b>076 - TOBACCO SETTLEMENT</b>				
076-11104	TEXSTAR INVESTMENT	\$ 335,925.75	\$ 1,041.66	\$ 336,967.41
<b>093 - HOTEL / MOTEL TAX</b>				
093-11104	TEXSTAR INVESTMENT	\$ 631,102.42	\$ 1,956.93	\$ 633,059.35

**Total Investments**      **\$ 46,717,873.23**

**JUSTICE OF THE PEACE – DEPOSIT RE-CAP  
PRECINCT ONE**

03/01-03/31/2026 1043186 - 1043316

DATE AND RECEIPT NUMBERS

010-455102	Fines	<b>\$10,195.45</b>
010-441100	Judicial Support Fees – Local	<b>\$1.80</b>
010-441124	Expunction Code	
010-441101	Interest	<b>\$96.25</b>
010-441102	Adm. Fee – Defensive Driving	<b>\$60.00</b>
010-441103	Justice Court Support Fund	<b>\$630.00</b>
010-441104	Forcible Detainer	
010-441105	Adm. Fee – Reg., Insp., DL Violations	<b>\$60.00</b>
010-441106	Deferred Disposition	<b>\$420.00</b>
010-441107	Small Claims	
010-441108	Constable Arrest Fees @ \$5.00	<b>\$33.37</b>
010-441109	Constable Warrant Fees @ \$35/\$50	<b>\$13.55</b>
010-441111	Sheriff Arrest Fees @ \$5.00	<b>\$149.83</b>
010-441112	Sherriff Warrant Fees @ \$35/\$50	<b>\$716.03</b>
010-441113	Traffic @ \$3.00	<b>\$69.51</b>
010-441114	Child Safety	
010-441115	Constable Small Claims @ \$85.00	
010-441116	Constable Civil @ \$85.00	<b>\$990.00</b>
010-441117	Jury Fee	
010-441118	Copies	
010-441119	Bond Forfeitures	
010-441120	County Transaction Fee	<b>\$3.00</b>
010-441123	Overpayment	
010-441125	Civil Bailiff Fee	<b>\$500.00</b>
010-441130	Language Access Fund	<b>\$75.00</b>
010-20244	Collection Fee	<b>\$2158.23</b>
010-20246	Merchant/Restitution, Refund, Out of County Service, TP&W	<b>(\$75.00 out of county)</b>
010-20247	Bonds	
010-20248	County Attorney Fee	
	<b>TOTAL DEPOSIT TO GENERAL ACCOUNT</b>	<b><u>\$16,172.02</u></b>

## STATE COURT COSTS AND ARREST FEES

036-490002	Criminal Justice Planning(CJP)	
036-490003	Law Enforcement Mgmt. Institute (LEMI)	
036-490005	Arrest Fees – State Officers @ \$5.00	<b>\$120.62</b>
036-490006	Judicial & Court Personnel Training (JCPT)	
036-490008	Compensation to Victims of Crime (CVC)	
036-490012	Comprehensive Rehabilitation (CR)	
036-490013	General Revenue (GR)	
036-490016	Warrant Fees – State Officers @ \$35/\$50	<b>\$375.00</b>
036-490022	Law Enforcement Officers Adm. (LEOA)	
036-490023	Law Enforcement Continuing Ed. (LEOCE)	
036-490025	Consolidated Court Costs (CCC)	
036-490026	Fugitive Apprehension (FA)	
036-490027	Juvenile Crime & Delinquency (JCD)	
036-490028	Traffic Law Failure to Appear (TLFTA)	<b>\$210.92</b>
036-490029	Time Payment (TP)	<b>\$107.86</b>
036-490030	Civil Legal Services to Indigent	
036-490032	Weight Violations – 50% of Fine	
036-490036	Correctional MGNT. Institute of Texas	
036-490037	Tertiary Care Fund – 50% of Fine	<b>\$83.00</b>
036-490038	State Traffic Fee	<b>\$60.00</b>
036-490045	Consolidated Court Costs (CCC1)	<b>\$3701.64</b>
036-490051	State Juror Reimbursement Fee	<b>\$12.00</b>
036-490052	Judicial Support Fee – State	<b>\$16.20</b>
036-490054	Indigent Defense Fund	<b>\$6.00</b>
036-490055	Unrestrained Child Fee	
036-490056	Civil Justice Data Repository Fund/Moving Violation	<b>\$6.07</b>
036-490060	E Filing Support Fee	
036-490063	Truancy Prevention & Diversion Fund	<b>\$290.82</b>
036-490065	Judicial & Court Personnel Training	
036-490068	New State Traffic Fee	<b>\$1058.53</b>
036-490074	State Consolidated Civil Fee	<b>\$168.00</b>
036-490076	County Dispute Resolution Fund	<b>\$125.00</b>
<b>TOTAL DEPOSITS TO WASHINGTON COUNTY SUPPLEMENT ACCT.</b>		<b><u>\$6,341.66</u></b>
070-440800	Total Deposits to Washington Co Courthouse Security (CHS)	<b>\$292.05</b>
070-440801	Justice Court Building Security Fund	<b>\$3.00</b>
023-441122	Technology Fee	<b>\$243.04</b>
<b><u>TOTAL:</u></b>		<b><u>\$23,051.77</u></b>

**JUSTICE OF THE PEACE - DEPOSIT RE-CAP**

**PRECINCT TWO**

**2026 MARCH MONTHLY**

**DATE:**  
**RECEIPT #'S:**  
**ACCOUNT NUMBER**

**45199 - 45269**  
**ACCOUNT NAME**

**AMOUNT**

010-455125	JUSTICE COURT NO 2 FINES	<u>7,657.63</u>
010-442100	JUSTICE COURT NO 2 JUDICAL SUPPORT FEE	<u>2.40</u>
010-442101	INTEREST	<u>62.81</u>
010-442102	ADM. FEE - DEFENSIVE DRIVING	<u>          </u>
010-442103	JUSTICE COURT SUPPORT FUND (JCSF)	<u>25.00</u>
010-442104	FORCIBLE DETAINER	<u>5.00</u>
010-442105	ADM. FEE - REG., INSP., DL VIOLATIONS	<u>20.00</u>
010-442106	DEFERRED DISPOSITION	<u>156.00</u>
010-442107	SMALL CLAIMS	<u>5.00</u>
010-442108	CONSTABLE ARREST FEES @ \$5.00	<u>          </u>
010-442109	CONSTABLE WARRANT FEES @ \$50.00	<u>          </u>
010-442111	SHERIFF ARREST FEES @ \$5.00	<u>30.00</u>
010-442112	SHERIFF WARRANT FEES @ 50.00	<u>150.00</u>
010-442113	TRAFFIC @ \$3.00	<u>27.00</u>
010-442114	CHILD SAFETY	<u>          </u>
010-442115	CONSTABLE SMALL CLAIMS @ \$85.00	<u>          </u>
010-442116	CONSTABLE CIVIL @ \$85.00	<u>315.00</u>
010-442117	JURY FEE	<u>          </u>
010-442118	COPIES	<u>          </u>
010-442119	BOND FORFEITURES	<u>-</u>
010-442120	COUNTY TRANSACTION FEE	<u>11.50</u>
010-442124	EXPUNCTIONS	<u>          </u>
010-442125	BAILIFF FEE	<u>20.00</u>
010-442130	LANGUAGE ACCESS FUND (LGAF) \$3	<u>3</u>
010-20244	30% COLLECTION FEE	<u>2,052.79</u>
010-20246	MERCHANTS FEE/RESTITUTION, OUT OF COUNTY SERVICE, REFUNDS, TEXAS PARKS & WILDLIFE, OTHERS	<u>          </u>
010-20247	BONDS	<u>          </u>
010-20248	COUNTY ATTORNEY FEE	<u>          </u>
	<b>SUBTOTAL DEPOSIT TO GENERAL FUND</b>	<b><u>\$ 10,543.13</u></b>

**JUSTICE OF THE PEACE - DEPOSIT RE-CAP  
PRECINCT TWO - PAGE 2**

036-490005	ARREST FEES - STATE OFFICER @ \$5.00	<u>235.92</u>
036-490006	JUDICIAL & COURT PERSONNEL TRAINING (JCPT)	<u>16.00</u>
036-490008	COMPENSATION-VICTIMES OF CRIME (CVC)	<u>120.00</u>
036-490012	COMPRESNSIVE REHABILITATION (CR)	<u>          </u>
036-490013	GENERAL REVENUE (GR)	<u>          </u>
036-490016	WARRANT FEES - STATE OFFICERS @\$35/\$50	<u>600.00</u>
036-490022	LAW ENFORCEMENT OFFICERS ADM. (LEOA)	<u>          </u>
036-490023	LAW ENFORCEMENT OFFICERS CONTINUING ED. (LEOCE)	<u>          </u>
036-490025	CONSOLIDATED COURT COSTS (CCC)	<u>          </u>
036-490026	FUGITIVE APPREHENSION (FA)	<u>40.00</u>
036-490027	JUVENILE CRIME & DELINQUENCY (JCD)	<u>2.50</u>
036-490028	TRAFFIC LAW FAILURE TO APPEAR (TLFTA)	<u>434.51</u>
036-490029	TIME PAYMENT (TP)	<u>          </u>
036-490030	CIVIL LEGAL SERVICES TO INDIGENT	<u>          </u>
036-490032	WEIGHT VIOLATIONS - 50% OF FINE	<u>          </u>
036-490036	CORRECTIONAL MGMT INSTITUTE OF TEXAS	<u>1.00</u>
036-490037	TERTIARY CARE FUND - 50% OF FINE	<u>15.50</u>
036-490038	STATE TRAFFIC FEE PRIOR TO 09/01/2019	<u>60.00</u>
036-490045	CONSOLIDATED COURT COSTS (CCC1)	<u>2,889.30</u>
036-490051	STATE JUROR REIMBURSEMENT FEE	<u>20.00</u>
036-490052	JUDICIAL SUPPORT FEE - STATE	<u>21.60</u>
036-490054	INDIGENT DEFENSE FUND	<u>10.00</u>
036-490055	UNRESTRAINED CHILD FEE	<u>0.15</u>
036-490056	MOVING VIOLATION FEE (MV)	<u>4.20</u>
036-490060	E FILING SUPPORT FEE	<u>          </u>
036-490063	TRUANCY PREVENTION & DIVERSION FUND	<u>211.91</u>
036-490065	JUDICIAL & COURT PERSONNEL TRAINING	<u>          </u>
036-490068	STATE TRAFFIC FEE EFFECTIVE 09/01/2019	<u>754.61</u>
036-490074	STATE CONSOLIDATED CIVIL FEE (SCCF) \$21	<u>21.00</u>
036-490076	COUNTY DISPUTE RESOLUTION FUND (CDRF) \$5	<u>5.00</u>
	<b>TOTAL DEPOSIT TO WASHINGTON CTY CRIMINAL JUSTICE</b>	<u><u>\$ 5,463.20</u></u>
070-440800	COURTHOUSE SECURITY (CHS)	<u>240.80</u>
070-440801	JUSTICE & COURT PERSONNEL TRAINING	<u>5.00</u>
023-442122	JP #2 TECHNOLOGY FUND	<u>192.73</u>
	<b>GRAND TOTAL</b>	<u><u>\$ 16,444.86</u></u>

**JUSTICE OF THE PEACE - DEPOSIT RE-CAP  
PRECINCT THREE**

**DATE:**  
**RECEIPT #'S:**

<u>ACCOUNT NUMBER</u>	<u>ACCOUNT NAME</u>	<u>AMOUNT</u>
010-455150	JUSTICE COURT NO 3 FINES	9,432.85
010-443100	JUSTICE COURT NO 3 JUDICAL SUPPORT FEE	9.98
010-443101	INTEREST	74.46
010-443102	ADM. FEE - DEFENSIVE DRIVING	40.00
010-443103	JUSTICE COURT SUPPORT FUND (JCSF) \$25	500.00
010-443104	FORCIBLE DETAINER	5.00
010-443105	ADM. FEE - REG., INSP., DL VIOLATIONS	60.00
010-443106	DEFERRED DISPOSITION	195.00
010-443107	SMALL CLAIMS	
010-443108	CONSTABLE ARREST FEES @ \$5.00	
010-443109	CONSTABLE WARRANT FEES @ \$50.00	
010-443111	SHERIFF ARREST FEES @ \$5.00	94.77
010-443112	SHERIFF WARRANT FEES @ 50.00	199.99
010-443113	TRAFFIC @ \$3.00	59.06
010-443114	CHILD SAFETY	
010-443115	CONSTABLE SMALL CLAIMS @ \$85.00	
010-443116	CONSTABLE CIVIL @ \$85.00	305.00
010-443117	JURY FEE	
010-443118	COPIES	1.00
010-443119	BOND FORFEITURES	-
010-443120	COUNTY TRANSACTION FEE	17.63
010-443120	EXPUNCTIONS FEE	
010-443125	BAILIFF FEE	400.00
010-444130	LANGUAGE ACCESS FUND (LGAF) \$3	60.00
010-20244	30% COLLECTION FEE	2,228.54
010-20246	MERCHANTS FEE/RESTITUTION, OUT OF COUNTY SERVICE, REFUNDS, TEXAS PARKS & WILDLIFE, OTHERS	383.67 (383.67)
010-20247	BONDS	
010-20248	COUNTY ATTORNEY FEE	
	<b>SUBTOTAL DEPOSIT TO GENERAL FUND</b>	<b>\$ 13,683.28</b>

**JUSTICE OF THE PEACE - DEPOSIT RE-CAP  
PRECINCT THREE - PAGE 2**

036-490005	ARREST FEES - STATE OFFICER @ \$5.00	196.47
036-490006	JUDICIAL & COURT PERSONNEL TRAINING (JCPT)	2.00
036-490008	COMPENSATION-VICTIMES OF CRIME (CVC)	15.00
036-490012	COMPRESENSIVE REHABILITATION (CR)	
036-490013	GENERAL REVENUE (GR)	
036-490016	WARRANT FEES - STATE OFFICERS @\$35/\$50	300.00
036-490022	LAW ENFORCEMENT OFFICERS ADM. (LEOA)	
036-490023	LAW ENFORCEMENT OFFICERS CONTINUING ED. (LEOCE)	
036-490025	CONSOLIDATED COURT COSTS (CCC)	17.00
036-490026	FUGITIVE APPREHENSION (FA)	5.00
036-490027	JUVENILE CRIME & DELINQUENCY (JCD)	0.50
036-490028	TRAFFIC LAW FAILURE TO APPEAR (TLFTA)	438.28
036-490029	TIME PAYMENT (TP)	15.00
036-490030	CIVIL LEGAL SERVICES TO INDIGENT	0.50
036-490032	WEIGHT VIOLATIONS - 50% OF FINE	
036-490037	TERTIARY CARE FUND - 50% OF FINE	
036-490038	STATE TRAFFIC FEE PRIOR TO 09/01/2019	90.00
036-490045	CONSOLIDATED COURT COSTS (CCC1)	3,183.64
036-490051	STATE JUROR REIMBURSEMENT FEE	66.53
036-490052	JUDICIAL SUPPORT FEE - STATE	89.81
036-490054	INDIGENT DEFENSE FUND	33.26
036-490055	UNRESTRAINED CHILD FEE	
036-490056	CIVIL JUSTICE DATA REPOSITORY FUND	4.35
036-490060	E FILING SUPPORT FEE	
036-490063	TRUANCY PREVENTION & DIVERSION FUND	232.36
036-490065	JUDICIAL & COURT PERSONNEL TRAINING	
036-490068	STATE TRAFFIC FEE EFFECTIVE 09/01/2019	834.31
036-490074	STATE CONSOLIDATED CIVIL FEE (SCCF) \$21	\$ 84.00
036-490076	COUNTY DISPUTE RESOLUTION FUND (CDRF) \$5	\$ 100.00
	<b>TOTAL DEPOSIT TO WASHINGTON CTY CRIMINAL JUSTICE</b>	<b>\$ 5,708.01</b>
070-440800	COURTHOUSE SECURITY (CHS)	251.94
070-440801	JUSTICE & COURT PERSONNEL TRAINING	16.63
023-443122	JP #3 TECHNOLOGY FUND	233.01
	<b>GRAND TOTAL</b>	<b>\$ 19,892.87</b>

JUSTICE OF THE PEACE - DEPOSIT RE-CAP

DATE: 3/1/26 - 3/31/26 <sup>PRECINCT FOUR</sup>  
 RECEIPT #'S: 1044307-1044420

<u>ACCOUNT NUMBER</u>	<u>ACCOUNT NAME</u>	<u>AMOUNT</u>
010-455175	JUSTICE COURT NO 4 FINES	<u>7,664.70</u>
010-444100	JUSTICE COURT NO 4 JUDICAL SUPPORT FEE	<u>6.60</u>
010-444101	INTEREST	<u>42.79 = \$54.42</u>
010-444102	ADM. FEE - DEFENSIVE DRIVING	<u>30.00</u>
010-444103	JUSTICE COURT SUPPORT FUND (JCSF) \$25	<u>325.00</u>
010-444104	FORCIBLE DETAINER	<u>          </u>
010-444105	ADM. FEE - REG., INSP., DL VIOLATIONS	<u>100.00</u>
010-444106	DEFERRED DISPOSITION	<u>668.41</u>
010-444107	SMALL CLAIMS	<u>          </u>
010-444108	CONSTABLE ARREST FEES @ \$5.00	<u>20.00</u>
010-444109	CONSTABLE WARRANT FEES @ \$50.00	<u>          </u>
010-444111	SHERIFF ARREST FEES @ \$5.00	<u>53.93</u>
010-444112	SHERIFF WARRANT FEES @ 50.00	<u>          </u>
010-444113	TRAFFIC @ \$3.00	<u>75.00</u>
010-444114	CHILD SAFETY	<u>          </u>
010-444115	CONSTABLE SMALL CLAIMS @ \$85.00	<u>          </u>
010-444116	CONSTABLE CIVIL @ \$85.00	<u>255.00</u>
010-444117	JURY FEE	<u>          </u>
010-444118	COPIES	<u>2.00</u>
010-444119	BOND FORFEITURES	<u>          </u>
010-444120	COUNTY TRANSACTION FEE	<u>14.00</u>
010-444125	BAILIFF FEE	<u>260.00</u>
010-444130	LANGUAGE ACCESS FUNE (LGAF) \$3	<u>39.00</u>
010-20244	30% COLLECTION FEE	<u>1,555.50</u>
010-20246	MERCHANTS FEE/RESTITUTION, OUT OF COUNTY SERVICE, REFUNDS, TEXAS PARKS & WILDLIFE, OTHERS	<u>1,000.00</u> <u>(1,000.00)</u>
010-20247	BONDS	<u>          </u>
010-20248	COUNTY ATTORNEY FEE	<u>          </u>
	SUBTOTAL DEPOSIT TO GENERAL FUND	<u>\$ 11,111.93</u> <u>\$11,123.56</u>

Feb <sup>DIFF</sup> \$11.63

JUSTICE OF THE PEACE - DEPOSIT RE-CAP  
PRECINCT FOUR - PAGE 2

036-490005	ARREST FEES - STATE OFFICER @ \$5.00	<u>185.00</u>
036-490006	JUDICIAL & COURT PERSONNEL TRAINING (JCPT)	<u>6.00</u>
036-490008	COMPENSATION-VICTIMES OF CRIME (CVC)	<u>45.00</u>
036-490012	COMPRESENSIVE REHABILITATION (CR)	
036-490013	GENERAL REVENUE (GR)	
036-490016	WARRANT FEES - STATE OFFICERS @\$35/\$50	<u>50.00</u>
036-490022	LAW ENFORCEMENT OFFICERS ADM. (LEOA)	
036-490023	LAW ENFORCEMENT OFFICERS CONTINUING ED. (LEOCE)	
036-490025	CONSOLIDATED COURT COSTS (CCC)	
036-490026	FUGITIVE APPREHENSION (FA)	<u>15.00</u>
036-490027	JUVENILE CRIME & DELINQUENCY (JCD)	<u>1.50</u>
036-490028	TRAFFIC LAW FAILURE TO APPEAR (TLFTA)	<u>410.00</u>
036-490029	TIME PAYMENT (TP)	<u>15.00</u>
036-490030	CIVIL LEGAL SERVICES TO INDIGENT	
036-490032	WEIGHT VIOLATIONS - 50% OF FINE	
036-490036	CORRECTIONAL MGMT INSTITUTE OF TEXAS	<u>1.50</u>
036-490037	TERTIARY CARE FUND - 50% OF FINE	
036-490038	STATE TRAFFIC FEE	<u>180.00</u>
036-490045	CONSOLIDATED COURT COSTS (CCC1)	<u>2,957.67</u>
036-490051	STATE JUROR REIMBURSEMENT FEE	<u>44.00</u>
036-490052	JUDICIAL SUPPORT FEE - STATE	<u>57.40</u>
036-490054	INDIGENT DEFENSE FUND	<u>20.00</u>
036-490055	UNRESTRAINED CHILD FEE	
036-490056	MOVING VIOLATION FEE (MV)	<u>4.28</u>
036-490060	E FILING SUPPORT FEE	
036-490063	TRUANCY PREVENTION & DIVERSION FUND	<u>208.92</u>
036-490065	JUDICIAL & COURT PERSONNEL TRAINING	
036-490068	STATE TRAFFIC FEE	<u>900.00</u>
036-490074	STATE CONSOLIDATED CIVIL FEE (SCCF) \$21	<u>84.00</u>
036-490076	COUNTY DISPUTE RESOLUTION FUND (CDRF) \$5	<u>65.00</u>
	<b>TOTAL DEPOSIT TO WASHINGTON CTY CRIMINAL JUSTICE</b>	<u>\$ 5,250.27</u>
070-440800	COURTHOUSE SECURITY (CHS)	<u>236.95</u>
070-440801	JUSTICE & COURT PERSONNEL TRAINING	<u>11.00</u>
023-444122	JP #4 TECHNOLOGY FUND	<u>215.14</u>
	<b>GRAND TOTAL</b>	<u>\$ 16,825.29</u> <u>\$ 16,836.92</u>

MAR 2025

AUTO MONTHLY SUMMARY REPORT							
	MAR 2-6	MAR 9-13	MAR 16-20	MAR 23-27	MAR 30-APR 3	TOTALS:	
	WK 1	WK 2	WK 3	WK 4	WK 5		
CRB FUND	\$ 5,245.00	\$ 5,150.00	\$ 6,010.00	\$ 4,745.00	\$ 3,175.00	\$24,325.00	
ADDONCRBF	\$ 5,245.00	\$ 5,150.00	\$ 6,010.00	\$ 4,745.00	\$ 3,175.00	\$24,325.00	
CNTY COMM	\$ 2,976.40	\$ 2,826.10	\$ 2,356.40	\$ 2,330.10	\$ 1,826.25	\$12,315.25	
TITLE FEES*	\$ 1,065.00	\$ 925.00	\$ 1,050.00	\$ 985.00	\$ 395.00	\$ 4,420.00	
OPT RD&BRIDGE	\$ 7,514.00	\$ -	\$ 979.80	\$ -	\$ -	\$ 8,493.80	
<b>TOTALS</b>	<b>\$ 22,045.40</b>	<b>\$ 14,051.10</b>	<b>\$ 16,406.20</b>	<b>\$ 12,805.10</b>	<b>\$ 8,571.25</b>	<b>\$73,879.05</b>	
MAIL-INS	28	53	56	26	31	194	
TITLES	213	185	210	197	79	884	
REGISTRATION	1105	1088	882	1005	687	4767	
PERM PLACARD	33	20	34	22	26	135	
*THESE FUNDS ARE COUNTY AMOUNTS ONLY							

MAR 2026

CHERYL GASKAMP - TAX ASSESSOR COLLECTOR											
AUTO DISPERSAL MARCH 2026											
2026	REGISTRATION	SALES TAX	TITLE FEES	FARM FUND	TOTAL	HOT CK/ REFUND		2.5% REG 17020	10% EM 21020	1.00% 17020	
2	HOLIDAY										
3	\$30,297.07	\$21,292.52	\$ 689.00	\$ 35.00	\$ 53,235.09	\$ -	\$ -	\$ 221.50	\$ -	\$ -	
4	17,238.55	\$69,901.63	\$ 741.00	\$ 15.00	\$ 90,156.38	Arens	\$ (2,336.30)	\$ -	\$ -	\$ 1,385.20	
5	20,758.19	\$60,105.23	\$ 923.00	\$ 20.00	\$ 83,505.42	\$ -	\$ -	\$ 275.00	\$ -	\$ -	
6	28,080.88	\$17,959.17	\$ 416.00	\$ 40.00	\$ 47,809.05	\$ -	\$ -	\$ 420.00	\$ -	\$ 50.00	
9	16,304.53	\$18,586.78	\$ 572.00	\$ 5.00	\$ 36,135.81	\$ -	\$ -	\$ 20.50	\$ -	\$0.00	
10	25,341.85	\$8,722.75	\$ 286.00	\$ -	\$ 34,798.60	\$ -	\$ -	\$ 286.00	\$ -	\$ -	
11	20,022.78	\$4,042.81	\$ 494.00	\$ 35.00	\$ 25,448.59	\$ -	\$ -	\$ 225.00	\$ -	\$ -	
12	20,665.23	\$49,376.25	\$ 572.00	\$ 15.00	\$ 71,590.48		\$ 2,366.30	\$ 84.00	\$ -	\$ -	
13	16,252.50	\$26,088.85	\$ 481.00	\$ 15.00	\$ 43,641.35	STOP PMT	\$ (77.25)	\$ -	\$ -	\$ -	
16	14,894.08	\$49,944.97	\$ 507.00	\$ 10.00	\$ 65,930.05	Marshall	\$ 77.25	\$ -	\$ -	\$ -	
17	13,372.80	\$23,599.77	\$ 351.00	\$ 10.00	\$ 37,753.57	H&H Recovery	\$ (728.25)	\$ 84.00	\$ -	\$ -	
18	10,366.50	\$48,388.73	\$ 728.00	\$ 10.00	\$ 60,595.23	\$ -	\$ -	\$ -	\$ -	\$ -	
19	14,111.34	\$53,218.95	\$ 468.00	\$ 15.00	\$ 68,437.29	H&H Recovery	\$ 728.25	\$ -	\$ -	\$ -	
20	15,533.46	\$35,086.13	\$ 676.00	\$ 5.00	\$ 52,176.59	HT Trucking	\$ (68.09)	\$ 84.00	\$ -	\$ -	
23	15,040.95	\$27,535.17	\$ 663.00	\$ 10.00	\$ 44,182.12	\$ -	\$ -	\$ 168.00	\$ -	\$ -	
24	18,901.55	\$1,409.38	\$ 169.00	\$ 5.00	\$ 20,677.93	\$ (15.00)	WC	\$ 84.00	\$ -	\$ -	
25	17,300.63	\$54,678.10	\$ 715.00	\$ 20.00	\$ 73,893.73	\$ -	\$ -	\$ 168.00	\$ -	\$ -	
26	14,562.13	\$45,111.82	\$ 546.00	\$ 15.00	\$ 62,745.23	\$ -	\$ -	\$ -	\$ -	\$ 1,611.28	
27	21,746.93	\$73,550.47	\$ 598.00	\$ 10.00	\$ 96,899.40	\$ -	\$ -	\$ 104.50	\$ -	\$ 222.50	
30	Combined Total s 30&31						\$ 15.00	WC			
31	31,830.67	12,938.03	\$ 533.00	\$ 15.00	\$ 46,290.70	\$ -	\$ -	\$ 326.00	\$ -	\$ -	
TOTAL	\$382,622.62	\$701,537.51	\$ 11,128.00	\$ 305.00	\$ 1,115,902.61		\$ (38.09)	\$ 2,550.50		\$ 3,268.98	
		+ *2.5% \$2358.94						*other Co.			
		+ Gift \$340.00						\$ 2,358.94			
		+ Even X \$20.00						\$ 4,909.44			
		+New Res			\$220,497.72	Paid to WC for Portion of 5% Sales Tax Commission					
		\$2,430.00			\$3,909.59	Paid to WC for 5% TERP Fees Commission					
TOTAL:	\$706686.45										

TERP TITLE	GIFT	EVEN EX	NEW RES	COM	
12020					
\$ 840.00	20.00	\$ -	\$ -	\$(160.00)	
\$ 895.00	\$40.00	\$ -	\$ -	\$ (60.00)	
\$ 1,100.00	\$20.00	\$ -	\$ 360.00	\$ (56.00)	
\$ 510.00	0.00	\$ -	\$ 270.00	\$ (62.00)	
\$ 700.00	20.00	\$ 5.00	\$ -	\$ (78.00)	
\$ 340.00	10.00	\$ -	\$ -	\$(188.00)	
\$ 605.00	20.00	\$ -	\$ 90.00	\$ (86.00)	
\$ 680.00	0.00	\$ -	\$ 270.00	\$ (72.00)	
\$ 570.00	10.00	\$ -	\$ 270.00	\$ (46.00)	
\$ 610.00	20.00	\$ -	\$ -	\$ (56.00)	
\$ 410.00	10.00	\$ -	\$ -	\$ (84.00)	
\$ 860.00	10.00	\$ -	\$ 270.00	\$ (38.00)	
\$ 560.00	20.00	\$ -	\$ 90.00	\$ (46.00)	
\$ 810.00	30.00	\$ -	\$ -	\$ (48.00)	
\$ 785.00	30.00	\$ -	\$ -	\$ (50.00)	
\$ 195.00	10.00	\$ -	\$ 90.00	\$(186.00)	
\$ 720.00	20.00	\$ -	\$ 360.00	\$ (89.00)	
\$ 675.00	10.00	\$0.00	\$ 270.00	\$ (58.00)	
\$ 715.00	10.00	\$ -	\$ -	\$ (58.00)	
				\$ (36.00)	Computers Down
\$ 615.00	30.00	\$ 15.00	\$ 90.00	\$(102.00)	
\$ 13,195.00	340.00	\$ 20.00	\$ 2,430.00		

TEXAS ALCOHOLIC BEVERAGE COMMISSION  
COUNTY SHARE ALCOHOL BEVERAGE/LIQUOR FEES


DATE	SOURCE OF TRANSACTION	LICENSE #	AMOUNT	CHECK #	EXP DATE	KIND OF LICENSE
3/26/2026	Mike Hopkins Distributing	BB241359	\$300.00	53515	2/7/2026	Malt Beverage

TOTAL \$300.00

I, CHERYL TESCH GASKAMP, TAX ASSESSOR COLLECTOR OF WASHINGTON COUNTY, TEXAS DO HEREBY CERTIFY THAT THE ABOVE STATEMENT OF LICENSES AND PERMITS SOLD AND COLLECTIONS ARE TO THE BEST OF MY KNOWLEDGE AND BELIEF TRUE.

CHERYL TESCH GASKAMP  
TAX ASSESSOR-COLLECTOR

BY:



Washington County Tax Assessor/Collector  
100 East Main Street, Suite 100  
Brenham, TX 77833  
P-979-277-6218 F-979-277-6282



Judge John Durrenberger, Commissioner Candice Bullock,  
Commissioner Kirk Hanath, Commissioner Misti Corn,  
Commissioner Dustin Majewski:

The attached copy of the letter received from the Texas Comptroller of Public Accounts announces the tax commission equal to five percent of the Motor Vehicle Sales and Use Tax, the Motor Vehicle Seller Financed Sales Tax and the Texas Emissions Reduction Plan (TERP) surcharge collections reported for our office during 2025.

Our office collected \$8,719,479.20 in sales tax and \$78,191.80 in TERP surcharges in 2025. The Washington County portion of these taxes and surcharge fees commission of five percent are \$435,973.96 for Motor Vehicle Sales Tax collections and \$3,909.59 from 2025 TERP surcharge collections.

The total commission amount of \$439,883.55 will be forwarded to the Washington County Treasurer as these amounts are retained from Sales Tax and TERP collections in March and April of 2026.

Sincerely,

A handwritten signature in cursive script that reads 'Cheryl Tesch Gaskamp'.

Cheryl Tesch Gaskamp  
Washington County Tax Assessor/Collector

/s/  
Enclosures (1)



# TEXAS COMPTROLLER OF PUBLIC ACCOUNTS

P.O. BOX 13528 · AUSTIN, TEXAS 78711-3528

March 2, 2026

THE HONORABLE CHERYL TESCH GASKAMP  
TAX ASSESSOR-COLLECTOR  
WASHINGTON COUNTY  
100 E MAIN ST STE 100  
BRENHAM, TX 77833-3701

Dear Tax Assessor-Collector:

We are pleased to inform you of your county's 2026 annual commission for your efforts in collecting Motor Vehicle Sales Tax on behalf of the state, as provided by Texas Tax Code Section 152.123.

Your 2026 tax commission is **\$439,883.55** which equals 5 percent of the tax and penalties collected for Motor Vehicle Sales and Use Tax, Motor Vehicle Seller-Financed Sales Tax and Texas Emissions Reduction Plan (TERP) Surcharge collections reported for your county during the 2025 calendar year.

You will draw your commission by retaining **\$435,973.96** from the 2026 Motor Vehicle Sales Tax collections and **\$3,909.59** from 2026 TERP Surcharge collections.

You will enter the commission amount retained on the Comptroller's Texas Motor Vehicle Sales/Use Tax Surcharge Report (Form 14-115). The commission amount retained from Motor Vehicle Sales and Use Tax collections, including Seller-Financed collections, must be entered in Item 8A. The commission retained from TERP Surcharge collections must be entered in Item 8B.

You may retain the commission amounts for the year on one month's tax report if there are sufficient collections for that month. Otherwise, retain the commission over several months until the total commission has been retained.


If you have any questions about your monthly reports, please contact Debra Stojanik or Veronica Vasquez in our Revenue Accounting Division. They can be reached by email at [Motor.Vehicle@cpa.texas.gov](mailto:Motor.Vehicle@cpa.texas.gov) or call 800-531-5441, ext. 3-4429 for Debra or ext. 3-4428 for Veronica.

TREASURER'S REPORT

EXAMINED AND APPROVED BY WASHINGTON COUNTY INVESTMENT COMMITTEE

THIS 28th DAY OF April, 20 26

  
PEGGY KRAMER  
WASHINGTON CO. TREASURER

  
SHAWNA D HOLLIS  
WASHINGTON CO. AUDITOR

  
KIRK HANATH  
WASHINGTON CO.  
COMMISSIONER, PCT. 3

\*\*\*\*\*

WASHINGTON COUNTY, TEXAS

FILED WITH THE EXHIBITS ACCOMPANYING SAME,

THIS 28th DAY OF April, 20 26

  
COUNTY CLERK

\*\*\*\*\*

EXAMINED AND APPROVED IN OPEN COMMISSIONERS' COURT

THIS 28th DAY OF April, 20 26

  
PRESIDING OFFICER OF COMMISSIONERS' COURT



Washington County, TX

# My Treasurers Report Summary

Date Range: 03/01/2026 - 03/31/2026

Fund	Beginning Cash Balance	Revenues	Expenses	Net Change Assets	Net Change Liabilities	Calculated Ending Balance	Actual Ending Balance	Calculated - Actual Ending
010 - GENERAL FUND	-1,373,796.88	2,927,287.57	4,003,478.41	0.00	217,617.25	-2,667,604.97	-4,284,043.92	1,616,438.95
015 - ENGINEERING & DEVELOPMENT SERVICES	1,182,089.30	731,928.62	955,573.75	0.00	-316,986.91	1,275,431.08	1,257,816.30	17,614.78
016 - CONSTABLES FORFEITURE FUND	0.00	0.00	0.00	0.00	0.00	0.00	0.00	0.00
020 - SB 22	0.00	0.00	22,308.70	0.00	31.61	-22,340.31	0.00	-22,340.31
021 - HIGHWAY 290/36	0.00	0.00	0.00	0.00	0.00	0.00	0.00	0.00
022 - OPIOID SETTLEMENT	0.00	0.00	0.00	0.00	0.00	0.00	0.00	0.00
023 - JP TECHNOLOGY	0.00	1,045.94	16.35	0.00	29.24	1,000.35	0.00	1,000.35
024 - DISTRICT ATTORNEY LEOSE FUNDS	8,696.77	1,408.60	0.00	0.00	0.00	10,105.37	10,105.37	0.00
025 - DISTRICT ATTORNEY	-499.16	0.00	0.00	0.00	0.00	-499.16	-499.16	0.00
026 - DISTRICT ATTORNEY - HOT CHECK	506.42	1.54	0.00	0.00	0.00	507.96	507.96	0.00
027 - CAPEX GENERAL FUND	0.00	0.00	194,950.00	0.00	0.00	-194,950.00	0.00	-194,950.00
029 - EMS	-9,763.01	0.00	-12,719.78	0.00	0.00	2,956.77	2,956.77	0.00
030 - AMBULANCE SERVICE SUPPLEMENT PAYMENT	10,648.71	32.38	0.00	0.00	0.00	10,681.09	10,681.09	0.00
031 - AMERICAN RESCUE PLAN ACT	530,120.84	0.00	238,954.56	0.00	0.00	291,166.28	291,166.28	0.00
032 - CORONAVIRUS RELIEF FUND	-211.93	0.00	0.00	0.00	0.00	-211.93	-211.93	0.00
033 - 911 COMMUNICATIONS DONATION FUND	0.00	0.00	0.00	0.00	0.00	0.00	0.00	0.00
034 - AVIATION CAPITAL IMPROVEMENT FUND	0.00	0.00	0.00	0.00	0.00	0.00	0.00	0.00
035 - EMS DONATION	60,968.42	19,532.80	9,655.22	0.00	4,974.17	65,871.83	65,352.49	519.34
036 - CRIMINAL JUSTICE	36,993.24	35,124.98	0.00	0.00	0.00	72,118.22	72,118.22	0.00
037 - RURAL ADDRESSING	53,171.85	547.78	0.00	0.00	0.00	53,719.63	53,286.85	432.78
038 - NARCOTIC	0.00	0.00	0.00	0.00	0.00	0.00	0.00	0.00
039 - LAW LIBRARY	88,438.69	1,610.00	0.00	0.00	0.00	90,048.69	90,048.69	0.00
040 - CHECK AND PROCESS	26,797.69	15.00	0.00	0.00	0.00	26,812.69	26,812.69	0.00
041 - SHERIFF ESCROW	36,209.18	0.00	0.00	0.00	0.00	36,209.18	36,209.18	0.00
042 - CHILD FOSTER CARE	38,567.75	506.21	263.53	0.00	0.00	38,810.43	38,464.22	346.21
043 - EDS CAPEX FUND	0.00	0.00	0.00	0.00	0.00	0.00	0.00	0.00
044 - SNACK ACCOUNT	4,415.04	2,287.68	0.00	0.00	0.00	6,702.72	6,702.72	0.00
045 - SCHOOL LAND DAMAGE	6,381.07	103.88	0.00	0.00	0.00	6,484.95	6,381.07	103.88
046 - PERMANENT SCHOOL / AVAILABILITY	67,661.34	50,911.85	500.00	0.00	0.00	118,073.19	113,913.70	4,159.49
048 - SCHOOL LAND IMPROVEMENT	263,576.28	11,523.64	0.00	0.00	0.00	275,099.92	273,628.47	1,471.45
049 - DISTRICT ATTORNEY FORFEITURE ACCOUNT	139,280.09	423.48	0.00	0.00	0.00	139,703.57	139,703.57	0.00
050 - SHERIFF FORFEITURE ACCOUNT	1,336.93	4.06	0.00	0.00	0.00	1,340.99	1,340.99	0.00
051 - FORTFEITURE OF ASSETS ACCOUNT	0.00	0.00	0.00	0.00	0.00	0.00	0.00	0.00
052 - RECORD MANAGEMENT PRESERVATION	198,690.01	7,712.46	412.50	0.00	-412.50	206,402.47	205,363.81	1,038.66
053 - OPEB FUNDING	0.00	0.00	0.00	0.00	0.00	0.00	0.00	0.00
054 - DISTRICT CLERK - RMP	109,680.67	504.25	0.00	0.00	0.00	110,184.92	110,184.92	0.00
055 - COUNTY AND DISTRICT CLERK TECH FUND	30,849.81	167.40	0.00	0.00	0.00	31,017.21	31,017.21	0.00

My Treasurers Report

Date Range: 03/01/2026 - 03/31/2026

Fund	Beginning Cash Balance	Revenues	Expenses	Net Change Assets	Net Change Liabilities	Calculated Ending Balance	Actual Ending Balance	Calculated - Actual Ending
056 - RECORD PRESERVATION	15,428.84	1,277.71	0.00	0.00	0.00	16,706.55	16,273.77	432.78
057 - SEIZURE ACCOUNT	0.00	0.00	0.00	0.00	0.00	0.00	0.00	0.00
058 - VACANT FUND	0.00	0.00	0.00	0.00	0.00	0.00	0.00	0.00
059 - ARCHIVE FEE COUNTY CLERK	83,859.21	5,885.01	165.00	0.00	0.00	89,579.22	89,233.01	346.21
060 - PERSONNEL / EMPLOYEE TESTING	12,327.55	0.00	662.78	0.00	-625.00	12,289.77	12,289.77	0.00
061 - CONSTABLE PRECINCT 1 TRAINING FUND	4,339.61	1,639.97	0.00	0.00	0.00	5,979.58	5,979.58	0.00
062 - CONSTABLE PRECINCT 2 TRAINING FUND	5,082.29	1,432.74	0.00	0.00	0.00	6,515.03	6,515.03	0.00
063 - CONSTABLE PRECINCT 3 TRAINING FUND	4,937.03	1,432.27	0.00	0.00	0.00	6,369.30	6,369.30	0.00
064 - CONSTABLE PRECINCT 4 TRAINING FUND	10,367.56	1,448.78	0.00	0.00	0.00	11,816.34	11,816.34	0.00
065 - COMMUNITY SERVICE RESTITUTION	64,102.39	194.90	0.00	0.00	0.00	64,297.29	64,297.29	0.00
066 - PECAN GLEN ROAD DISTRICT DEBT SERVICE	72,865.62	1,911.75	322.58	0.00	0.00	74,454.79	74,454.79	0.00
067 - INTEREST AND SINKING FUND	75,102.13	7,488.46	0.00	0.00	0.00	82,590.59	75,330.48	7,260.11
068 - PECAN GLEN ROAD DISTRICT PROJECT ACCOUNT	16,482.31	2.80	0.00	0.00	0.00	16,485.11	16,485.11	0.00
069 - COURTHOUSE RESTORATION FUND	0.00	0.00	0.00	0.00	0.00	0.00	0.00	0.00
070 - COURTHOUSE SECURITY	116,050.87	2,799.92	2,249.92	0.00	0.00	116,600.87	116,081.53	519.34
071 - DISTRICT COURT ARCHIVE FUND	31,918.29	0.00	0.00	0.00	0.00	31,918.29	31,918.29	0.00
072 - UNCLAIMED AND ABANDONED PROPERTY	29,997.97	91.21	0.00	0.00	0.00	30,089.18	30,089.18	0.00
073 - HOMELAND SECURITY	652.33	0.00	0.00	0.00	0.00	652.33	652.33	0.00
074 - WC-TX COMMUNITY DEVELOPMENT PROGRAM	0.00	0.00	0.00	0.00	0.00	0.00	0.00	0.00
075 - ENGINEERING AND DEVELOPMENT CLEARING	12,388.06	-1.76	0.00	0.00	0.00	12,386.30	14,868.70	-2,482.40
076 - TOBACCO SETTLEMENT	269,289.88	1,041.66	0.00	0.00	0.00	270,331.54	269,289.88	1,041.66
077 - JUSTICE OF THE PEACE 4 PAYABLE	18,431.64	0.00	0.00	0.00	2,871.72	15,559.92	15,559.92	0.00
078 - SHERIFF EQUIPMENT	0.00	0.00	0.00	0.00	0.00	0.00	0.00	0.00
079 - EXPO	0.00	64.22	0.00	0.00	-7,626.86	7,691.08	0.00	7,691.08
080 - CLERK ELECTIONS ACCOUNT	32,332.62	0.00	3,221.04	0.00	2,303.92	26,807.66	26,807.66	0.00
081 - HAVA GRANT EQUIPMENT ACCOUNT	2,625.00	0.00	0.00	0.00	95,075.00	-92,450.00	-92,450.00	0.00
082 - JUSTICE OF THE PEACE 3 PAYABLE	15,843.82	0.00	0.00	0.00	-3,509.16	19,352.98	19,352.98	0.00
083 - JUSTICE OF THE PEACE 2 PAYABLE	11,816.04	0.00	0.00	0.00	-99.27	11,915.31	11,915.31	0.00
084 - JUSTICE OF THE PEACE 1 PAYABLE	19,892.50	0.00	0.00	0.00	1,558.43	18,334.07	18,334.07	0.00
085 - BRAZOS VALLEY HOME CONSORTIUM	0.00	0.00	0.00	0.00	0.00	0.00	0.00	0.00
086 - 2008 HEALTH PILOT GRANT	32,738.47	0.00	0.00	0.00	0.00	32,738.47	32,738.47	0.00
087 - TDRA	0.00	0.00	0.00	0.00	0.00	0.00	0.00	0.00
088 - BAIL BOND ACCOUNT	9,082.87	500.00	0.00	0.00	0.00	9,582.87	9,582.87	0.00
089 - K-9 FUND CONSTABLES	0.00	15,000.00	0.00	0.00	0.00	15,000.00	0.00	15,000.00
090 - BPA/DA SEIZURE ACCOUNT	22,266.16	67.70	0.00	0.00	0.00	22,333.86	22,333.86	0.00
091 - SO TRAINING FUND	4,854.55	7,887.18	0.00	0.00	0.00	12,741.73	12,741.73	0.00
092 - SO DONATION FUND	97,090.67	0.00	157.05	0.00	1,073.40	95,860.22	95,860.22	0.00
093 - HOTEL / MOTEL TAX	180,706.40	3,664.82	745.16	0.00	975.02	182,651.04	180,694.11	1,956.93
094 - HEALTHY COUNTY REWARDS	2,607.65	919.80	151.53	0.00	754.74	2,621.18	2,621.18	0.00
095 - ENVIRONMENTAL CLEARING	0.00	0.00	0.00	0.00	0.00	0.00	0.00	0.00
096 - CO. ATTY. PRETRIAL DIVERSION	50,767.73	1,500.00	0.00	0.00	0.00	52,267.73	52,267.73	0.00
097 - GENERAL FIXED ASSETS	0.00	0.00	0.00	0.00	0.00	0.00	0.00	0.00
098 - PAYROLL CLEARING FUND	55,779.15	-696.56	0.00	0.00	1,457.10	53,625.49	54,125.17	-499.68

My Treasurers Report

Date Range: 03/01/2026 - 03/31/2026

Fund	Beginning Cash Balance	Revenues	Expenses	Net Change Assets	Net Change Liabilities	Calculated Ending Balance	Actual Ending Balance	Calculated - Actual Ending
099 - POOLED CASH	0.00	0.00	0.00	0.00	3,296,147.59	-3,296,147.59	0.00	-3,296,147.59
<b>Report Total:</b>	<b>2,892,836.33</b>	<b>3,848,232.70</b>	<b>5,421,068.30</b>	<b>0.00</b>	<b>3,295,609.49</b>	<b>-1,975,608.76</b>	<b>-136,562.78</b>	<b>-1,839,045.98</b>



Washington County, TX

# My Treasurers Report Summary

Date Range: 03/01/2026 - 03/31/2026

Fund	Beginning Cash Balance	Revenues	Expenses	Net Change Assets	Net Change Liabilities	Calculated Ending Balance	Actual Ending Balance	Calculated - Actual Ending
010 - GENERAL FUND	33,004,500.54	2,927,287.57	4,003,478.41	1,611,653.97	1,611,653.97	28,705,001.76	34,616,154.51	-5,911,152.75
015 - ENGINEERING & DEVELOPMENT SERVICES	5,647,542.65	731,928.62	955,573.75	17,614.78	17,614.78	5,388,667.96	5,665,157.43	-276,489.47
021 - HIGHWAY 290/36	0.00	0.00	0.00	0.00	0.00	0.00	0.00	0.00
023 - JP TECHNOLOGY	86,454.11	1,045.94	16.35	268.07	268.07	86,947.56	86,722.18	225.38
030 - AMBULANCE SERVICE SUPPLEMENT PAYMENT	0.00	32.38	0.00	0.00	0.00	32.38	0.00	32.38
031 - AMERICAN RESCUE PLAN ACT	0.00	0.00	238,954.56	0.00	0.00	-238,954.56	0.00	-238,954.56
032 - CORONAVIRUS RELIEF FUND	0.00	0.00	0.00	0.00	0.00	0.00	0.00	0.00
035 - EMS DONATION	167,483.35	19,532.80	9,655.22	519.34	519.34	176,322.25	168,002.69	8,319.56
037 - RURAL ADDRESSING	139,569.63	547.78	0.00	432.78	432.78	139,251.85	140,002.41	-750.56
042 - CHILD FOSTER CARE	111,655.57	506.21	263.53	346.21	346.21	111,205.83	112,001.78	-795.95
045 - SCHOOL LAND DAMAGE	33,496.60	103.88	0.00	103.88	103.88	33,392.72	33,600.48	-207.76
046 - PERMANENT SCHOOL / AVAILABILITY	1,341,415.23	50,911.85	500.00	4,159.49	4,159.49	1,383,508.10	1,345,574.72	37,933.38
048 - SCHOOL LAND IMPROVEMENT	474,536.25	11,523.64	0.00	1,471.45	1,471.45	483,116.99	476,007.70	7,109.29
052 - RECORD MANAGEMENT PRESERVATION	334,966.77	7,712.46	412.50	1,038.66	1,038.66	340,189.41	336,005.43	4,183.98
053 - OPEB FUNDING	0.00	0.00	0.00	0.00	0.00	0.00	0.00	0.00
056 - RECORD PRESERVATION	139,569.63	1,277.71	0.00	432.78	432.78	139,981.78	140,002.41	-20.63
059 - ARCHIVE FEE COUNTY CLERK	111,655.57	5,885.01	165.00	346.21	346.21	116,683.16	112,001.78	4,681.38
067 - INTEREST AND SINKING FUND	2,341,350.15	7,488.46	0.00	7,260.11	7,260.11	2,334,318.39	2,348,610.26	-14,291.87
070 - COURTHOUSE SECURITY	167,483.35	2,799.92	2,249.92	519.34	519.34	166,994.67	168,002.69	-1,008.02
076 - TOBACCO SETTLEMENT	335,925.75	1,041.66	0.00	1,041.66	1,041.66	334,884.09	336,967.41	-2,083.32
093 - HOTEL / MOTEL TAX	631,102.42	3,664.82	745.16	1,956.93	1,956.93	630,108.22	633,059.35	-2,951.13
<b>Report Total:</b>	<b>45,068,707.57</b>	<b>3,773,290.71</b>	<b>5,212,014.40</b>	<b>1,649,165.66</b>	<b>1,649,165.66</b>	<b>40,331,652.56</b>	<b>46,717,873.23</b>	<b>-6,386,220.67</b>

Purchase Mo	FUND	PMT Term	TERM	Mat Date	DEP	W/D's	Dates	Mo Int	BALANCE	CUSIP	%	YTD INT
Tx Class	10							\$27,749.86	\$9,235,817.29		3.54%	\$75,959.48
Tx Pool	10							\$27,904.11	\$8,974,337.22		3.67%	\$58,315.55
	15							\$17,614.78	\$5,665,157.43		3.67%	\$44,244.44

Tx Star	JP TECH	23						\$268.07	\$86,722.18		3.65%	\$781.80
	EMS DONATIONS	35						\$519.34	\$168,002.69		3.65%	\$1,514.59
	RURAL ADDR	37						\$432.78	\$140,002.41		3.65%	\$1,262.20
	CHILD FOSTER	42						\$346.21	\$112,001.78		3.65%	\$1,009.72
	SCHOOL DAMAGE	45						\$103.88	\$33,600.48		3.65%	\$302.91
	PERM SCHOOL	46						\$4,159.49	\$1,345,574.72		3.65%	\$12,130.89
	SCHOOL DAMAGE	48						\$1,471.45	\$476,007.70		3.65%	\$4,291.37
	RECORD MGMT	52						\$1,038.66	\$336,005.43		3.65%	\$3,029.23
	RECORD PRES	56						\$432.78	\$140,002.41		3.65%	\$1,262.20
	CO CLK ARCHIVE	59						\$346.21	\$112,001.78		3.65%	\$1,009.72
	INT & SINKING	67						\$7,260.11	\$2,348,610.26		3.65%	\$21,173.68
	COURTHOUSE SEC	70						\$519.34	\$168,002.69		3.65%	\$1,514.59
	TOBACCO SETTLEMENT	76						\$1,041.66	\$336,967.41		3.65%	\$3,037.93
	HOTEL MOTEL	93						\$1,956.93	\$633,059.35		3.65%	\$5,707.25

Purchase Mo	FUND	PMT Term	TERM	Mat Date	DEP	W/D's	Dates	Mo Int	BALANCE	CUSIP	%	YTD INT
January	PEOPLES BK CO	Monthly	24 months	01/12/2026	\$244,000		MATURED			710275AG3	4.30%	\$891.10
January	OREGON CMNTY CR UN	Monthly	24 months	01/12/2026	\$249,000		MATURED			68584JAL3	4.60%	\$972.81
January	AMERICAN COML BK &	Monthly	24 months	01/16/2026	\$249,000		MATURED			02519ACF2	4.10%	\$839.10
January	EXCHANGE BK KEARNEY	Monthly	24 months	01/20/2026	\$249,000		MATURED			301074HQ6	4.00%	\$873.21
January	EH NATL BK BEVERLY	Monthly	24 months	01/20/2026	\$200,000		MATURED			26853MAH7	4.00%	\$701.37
January	COMMERCIAL BK ST	Monthly	27 Months	04/30/2026	\$249,000			\$1,710.60	\$249,000	201487AF2	4.25%	\$2,609.39
January	STATE BK OF TOLEDO	Monthly	30 months	07/31/2026	\$140,000			\$445.70	\$140,000	85642NAC8	4.15%	\$1,432.60
January	ENTERPRISE BK & TR	Monthly	30 months	07/31/2026	\$140,000			\$461.81	\$140,000	29367SKT0	4.30%	\$1,484.39
January	OLD DOMINION NATL BK	Monthly	36 Months	01/26/2027	\$249,000			\$773.61	\$249,000	679585CG2	4.05%	\$2,486.59
January	INTERNATIONAL BK	Monthly	36 Months	01/26/2027	\$249,000			\$783.16	\$249,000	45906AEC7	4.10%	\$2,517.30
January	SAUK VY BK & TR CO	Monthly	36 Months	01/29/2027	\$249,000			\$1,670.35	\$249,000	804375EA7	4.15%	\$2,547.99
January	WELLS FARGO BK N A	Monthly	36 Months	01/29/2027	\$249,000			\$1,690.47	\$249,000	949764LK8	4.20%	\$2,578.77
January	FARMERS & MERCHANTS	Monthly	36 Months	02/01/2027	\$249,000			\$1,670.35	\$249,000	308693BG4	4.15%	\$2,547.99
January	TTCU FED CR UN TULSA	Monthly	36 Months	02/01/2027	\$249,000			\$1,710.59	\$249,000	89854LAM5	4.25%	\$2,609.38
March	MVB BK INC FAIRMONT WV	Monthly	24 Months	3/27/2026	\$200,000		MATURED	\$736.44		62847NEL6	4.80%	\$2,367.12
August	WORKERS FED CR UN	Monthly	36 Months	8/23/2027	\$249,000			\$764.05	\$249,000	98138MCH1	4.00%	\$2,455.89
August	GENERAL ELEC CR UN	Monthly	36 Months	8/27/2027	\$249,000			\$764.05	\$249,000	369674CX2	4.00%	\$2,455.89
October	ALL IN FED CR UN	Monthly	18 months	4/6/2026	\$249,000			\$744.95	\$249,000	01664MAL0	3.90%	\$2,394.49
November	RIA FED CR UN SH CTF	Monthly	15 months	2/9/2026	\$249,000		MATURED			749622BT2	4.20%	\$1,805.08
November	TRANS ALLIANCE BK INC	Monthly	24 months	11/6/2026	\$249,000			\$764.05	\$249,000	89388CJQ2	4.00%	\$2,455.89
November	TRADITIONAL BK INC MT STER	Monthly	19 Months	6/12/2026	\$249,000			\$764.05	\$249,000	89268YBM6	4.00%	\$2,455.89
November	FIDELITY BK NEW ORLEANS	Monthly	18 months	5/19/2026	\$245,000			\$761.18	\$245,000	31617CBT9	4.05%	\$2,446.64
November	NUMERICA CR UN SPOKANE	Monthly	24 months	11/26/2026	\$249,000			\$802.26	\$249,000	67054NBU6	4.20%	\$2,578.68
November	ALABAMA CT UN TUSCALOOSA	Monthly	24 months	11/27/2026	\$249,000			\$811.81	\$249,000	01025RARO	4.25%	\$2,609.39
November	SAN FRANCISCO FED CR UN	Monthly	24 months	11/27/2026	\$249,000			\$811.81	\$249,000	79772FAJ5	4.25%	\$2,609.39
November	AUSTIN TELCO FED CR UN	Monthly	24 months	11/27/2026	\$249,000			\$821.36	\$249,000	025239DYO	4.30%	\$1,730.72
December	HOMELAND CR UNION	Monthly	24 months	11/30/2026	\$249,000			\$1,710.59	\$249,000	43742UAD8	4.25%	\$3,529.31
December	FNB MCGREGOR	Monthly	36 Months	12/30/2027	\$249,000			\$1,630.09	\$249,000	32112UFF3	4.05%	\$2,486.58

December	LIVE OAK BKG CO	Monthly	20 months	8/28/2026	\$249,000		\$773.61	\$249,000	538036X33	4.05%	\$2,486.59
December	MOCSE MODESTO CA	Monthly	15 months	3/30/2026	\$249,000	MATURED	\$1,710.59		55317TADO	4.25%	\$2,609.38
FEBRUARY	MERIDIAN BK PAOLI	Monthly	24 months	2/19/2027	\$249,000		\$802.26	\$249,000	58958PPV0	4.20%	\$2,578.68
FEBRUARY	SPACE COAST CR UN	Monthly	24 months	2/22/2027	\$249,000		\$811.81	\$249,000	84614AAN9	4.25%	\$2,609.39
FEBRUARY	NEIGHBORS FCU BA ROU	Monthly	24 months	2/22/2027	\$249,000		\$830.91	\$249,000	64017ABP8	4.35%	\$2,670.79
FEBRUARY	GLOBAL FED CR UN	Monthly	24 months	2/22/2027	\$249,000		\$830.91	\$249,000	37892MAR5	4.35%	\$2,670.79
FEBRUARY	FIRST CMNTY BK	Monthly	36 Months	2/28/2028	\$249,000		\$792.71	\$249,000	31983VDD6	4.15%	\$2,547.99
FEBRUARY	STATE BK TEX DALLAS	Monthly	24 months	2/26/2027	\$249,000		\$802.26	\$249,000	856528FK5	4.20%	\$2,578.68
MARCH	ANDERSON BROS BK	Monthly	30 months	8/30/2027	\$249,000		\$1,710.60	\$249,000	033537BV2	4.25%	\$2,609.39
MARCH	FREEDOM NW CR UN	Monthly	36 Months	2/28/2028	\$249,000		\$1,730.72	\$249,000	356436AX3	4.30%	\$2,640.08
MARCH	FIRST OKLA BK JENKS	Monthly	36 Months	3/24/2028	\$249,000		\$802.26	\$249,000	335857EC8	4.20%	\$2,578.68
MAY	ONE COMM BANK	Monthly	36 Months	5/15/2028	\$249,000		\$744.95	\$249,000	682325F59	3.90%	\$2,394.49
MAY	CELTIC BANK	Monthly	36 Months	5/19/2028	\$249,000		\$744.95	\$249,000	15118RV87	3.90%	\$2,394.49
MAY	AMER NB MINNESOTA	Monthly	36 Months	5/15/2028	\$249,000		\$725.85	\$249,000	02769QFK0	3.80%	\$2,333.09
MAY	IDABEL NAT'L BANK	Monthly	36 Months	5/5/2028	\$215,000		\$626.74	\$215,000	451088BW7	3.80%	\$2,014.52
MAY	UBS BANK USA	Monthly	36 Months	5/30/2028	\$249,000		\$1,650.23	\$249,000	90355GWN2	4.10%	\$2,517.30
December	HANMI BK LOS ANGELES	Monthly	30 months	6/28/2027	\$249,000		\$764.05	\$249,000	410493GD6	4.00%	\$2,455.89
FEBRUARY	FINANCIAL FED BK	Monthly	30 months	8/28/2028	\$249,000		\$687.65	\$249,000	31749TCQ8	3.60%	\$687.65
FEBRUARY	UNITED BANKERS BANK	Monthly	36 Months	2/20/2029	\$249,000		\$687.65	\$249,000	909557MG2	3.60%	\$687.65
MARCH	ADVIA CR UNION	Monthly	36 Months	3/13/2029	\$249,000			\$249,000	00782JAK8	3.90%	
MARCH	CITIBANK NA	Monthly	36 Months	3/19/2029	\$249,000			\$249,000	17290GE94	3.80%	
MARCH	KEMBA FINL CR UNION	Monthly	24 months	3/20/2028	\$249,000			\$249,000	48836LDE9	3.85%	

August	COVANTAGE CR UN	Quarterly	24 Months	8/24/2026	\$247,000			\$247,000	22282XAF7	4.15%	\$2,583.69
--------	-----------------	-----------	-----------	-----------	-----------	--	--	-----------	-----------	-------	------------

January	GOLDMAN SACHS BK USA	Semi-Ann	24 months	01/09/2026	\$249,000	MATURED			38150VRH4	4.00%	\$5,020.93
January	BANK HOPE LOS	Semi-Ann	24 months	01/12/2026	\$249,000	MATURED			062683JT5	4.30%	\$5,209.22
January	BMW BK NORTH AMER	Semi-Ann	24 months	01/12/2026	\$249,000	MATURED			05580A4Z4	4.15%	\$5,334.74
January	OHIO VY BK CO	Semi-Ann	24 months	01/16/2026	\$249,000	MATURED			677721DG4	4.10%	\$5,062.54
January	DALLAS CAP BK NA TX	Semi-Ann	24 months	01/20/2026	\$249,000	MATURED			234553EA9	4.00%	\$5,174.42
January	TOWNEBANK PORTSMOUTH	Semi-Ann	24 months	01/20/2026	\$200,000	MATURED			89214PEF2	4.10%	\$4,331.51
January	AMERICAN BK & TR CO	Semi-Ann	30 months	07/30/2026	\$244,000			\$244,000	024263DD4	4.30%	\$5,289.12
January	FIRST FNDDN BK	Semi-Ann	30 months	07/30/2026	\$244,000			\$244,000	32026USP7	4.20%	\$5,166.11
January	BNY MELLON N A INSTL	Semi-Ann	36 Months	01/29/2027	\$245,000			\$245,000	05584CLC8	4.05%	\$5,002.03
January	FIRSTBANK PUERTO	Semi-Ann	36 Months	02/01/2027	\$244,000			\$244,000	33767GGH5	4.15%	\$5,104.61
August	ORONTAL BK BROKERED	Semi-Ann	24 months	8/26/2026	\$163,000			\$163,000	68621KCX7	4.00%	\$3,286.79
August	BARCLAYAS BK DEL	Semi-Ann	24 months	8/28/2026	\$150,000			\$150,000	06740KSW8	4.00%	\$3,024.66
August	FEDERAL HOME LN MTG	Semi-Ann	36 Months	8/20/2027	\$330,000	CALLED			3134HAFS7	4.00%	\$6,600.00
August	HSBC BK USA NATL	Semi-Ann	36 Months	8/23/2027	\$244,000	CALLED			44330U3E0	4.20%	\$5,109.96
August	JPMORGAN CHASE BK N	Semi-Ann	36 Months	8/27/2027	\$220,000		\$4,522.36		46657VHE3	4.10%	\$4,522.36
September	CADENCE BANK	Semi-Ann	18 months	3/19/2026	\$245,000	MATURED	\$4,920.47		12739UBF2	4.05%	\$4,920.47
October	WINGS FINANCIAL	Semi-Ann	18 months	4/8/2026	\$245,000			\$245,000	97412MAF6	3.80%	
November	BANC OF CALIF LOS ANGELES	Semi-Ann	18 months	5/1/2026	\$245,000			\$245,000	05890QCW2	4.10%	
December	FED FARM CR BKS	Semi-Ann	36 Months	12/23/2027	\$500,000			\$500,000	3133ERN31	4.34%	
JANUARY	ALLY BANK SANDY UTAH	Semi-Ann	36 Months	12/31/2027	\$245,000			\$245,000	02007G4NO	4.00%	\$4,940.27
January	CROSS RIVER BANK	Semi-Ann	24 MONTHS	1/4/2027	\$245,000			\$245,000	227563LS0	4.00%	\$4,940.27
January	FHLMC	Semi-Ann	36 Months	1/14/2028	\$250,000	MATURED			3134HAY31	4.50%	\$5,625.00
February	US CENY BK DORAL FL	Semi-Ann	24 months	2/12/2027	\$244,000			\$244,000	90343DCQ9	4.25%	\$5,227.62

February	AMERICAN EXPRESS	Semi-Ann	36 Months	2/22/2028	\$244,000	\$244,000	02589AGM8	4.25%	\$5,227.62
February	MORGAN STANLEY BANK	Semi-Ann	36 Months	2/20/2029	\$245,000	\$245,000	61778EPL9	3.85%	
February	MORGAN STANLEY PRIVATE	Semi-Ann	36 Months	2/20/2029	\$245,000	\$245,000	61776NV83	3.85%	
February	GOLDMAN SACHS BK USA	Semi-Ann	36 Months	2/20/2029	\$245,000	\$245,000	38151PHP9	3.80%	
February	LUANA SAVINGS	Semi-Ann	36 Months	2/25/2029	\$245,000	\$245,000	549104U47	3.50%	
February	CUSTOMERS BANK	Semi-Ann	34 MONTHS	12/26/2028	\$245,000	\$245,000	23204HRP5	3.75%	
MARCH	COMM BK OWATATONNA	Semi-Ann	36 Months	3/6/2029	\$249,000	\$249,000	203571BD5	3.55%	
MARCH	OPTUM BK DRAPER UTAH	Semi-Ann	36 Months	3/12/2029	\$245,000	\$245,000	68405VFG9	3.60%	
MARCH	BANK OF AMERICA NA	Semi-Ann	24 months	3/13/2028	\$245,000	\$245,000	06051X4F6	3.65%	
MARCH	INTRACOASTAL BK	Semi-Ann	24 months	3/13/2028	\$245,000	\$245,000	46117YAS7	3.75%	
MARCH	CFG CMNTY BK	Semi-Ann	27 Months	6/16/2028	\$245,000	\$245,000	12527CQGO	3.60%	
MARCH	FIRST BK RICHMOND	Semi-Ann	24 months	3/20/2028	\$245,000	\$245,000	319267PA2	3.65%	
MONEY MARKET TR ACCT									\$37.11
									\$3.94

Total Mo Int	Total Balance	Total Mo Int
	\$46,717,873.23	
\$170,834.38		\$170,834.38
MBS	\$16,406,000.00	



March 10, 2026

County of Washington  
Peggy Kramer  
105 W Main St, Ste 105  
Brenham, TX 77833

As of February 28, 2026, the following securities were pledged to County of Washington:

CUSIP	DESCRIPTION	MATURITY	PLEDGED AMT	MARKET VALUE
3132D9W26	FHLMC Pool #SC0665	5/1/2045	4,034,497.63	4,163,036.72
3140AXA80	FNMA POOL #DC9030	2/1/2055	24,930,888.93	25,346,985.47

Please check to make sure you have adequate coverage and if you have any questions, please do not hesitate to contact me.

Ginger Richardson  
Bank Officer  
Corporate Treasury Department  
662-680-2421  
[ginger.richardson@cadencebank.com](mailto:ginger.richardson@cadencebank.com)

If the contact information is no longer valid, please contact me so I can update your information.



**Washington County Constable's Office  
Precinct 1**



**Monthly Report  
March 2026**

Type	Served / Completed	Attempts	Felony	Misd.	Comments
Warrants	0	0	0	0	
Civil Papers / Summons	62	11	-	-	
Criminal Subpoenas	1	0	-	-	
Traffic Contacts	18	-	-	-	
K-9 Deployments	0	-	-	-	
Calls / Assists	122	-	-	-	
Special Assignments	7	-	-	-	
County Deposit	23	-	-	-	
Baliff	9	-	-	-	
Arrests	0	-	0	0	
<b>Totals</b>	<b>242</b>	<b>11</b>	<b>0</b>	<b>0</b>	

Signature \_\_\_\_\_

# VETERANS COUNTY SERVICE OFFICE

## Eric Posern

Service Officer  
[eposern@wacounty.com](mailto:eposern@wacounty.com)  
979-277-6228  
979-277-6259 Fax



## Washington County Courthouse Annex

105 West Main St.  
Suite # 102  
Brenham, Texas 77833

April, 28 2026

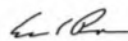
Judge John Durrenberger  
Washington County Commissioners Court

Honorable Judge and Members of the Court

The following is a report of activities from the Veterans Service Office for the month of March, 2026.

Telephone, Email and Face-to-Face Contacts:	287
Forms completed on behalf of Veterans and Dependents:	95
1. Benefits: (Compensation, Pension, Appeals, Grants, Debt Management, Discharges)	141 74
2. Healthcare: (Enrollment, CHAMPVA, Caregiver, Dental, Claims, Voucher)	17 9
3. Military Honors and Memorials (Markers and Certificates, Flag, Pre-Need)	5 3
4. Education (VRE, GI Bill, Chapt 35, Hazelwood)	1 1
5. Home Loan and Life Insurance (including Texas Veterans Land Board)	1 1
6. Support (Technical, Resources, Property Tax, DFAS, Job and Resume, Records)	26 7
7. Public Engagement (Veteran Organizations, Radio, News, Speaking)	96

Respectfully Submitted,



Eric Posern  
Veterans Service Officer

### WC VSO, Veteran Trends

as of March 31, 2026

VA Spending (millions)	Veteran Pop.	Years					Forms Comp	Contacts
		2022	2023	2024	2025	2026		
\$30	3388						175	726
\$29.5	3329						170	704
\$29	3270						165	682
\$28.5	3211						160	660
\$28	3152						155	638
\$27.5	3093						150	616
\$27	3034			\$26.87			145	594
\$26.5	2975						140	572
\$26	2916						135	550
\$25.5	2857						130	528
\$25	2798						125	506
\$25.5	2739		\$24.68				120	484
\$24	2680						115	462
\$23.5	2621						110	440
\$23	2562						105	418
\$22.5	2503						100	396
\$22	2444						95	374
\$21.5	2385	\$21.48					80	352
\$21	2326						75	330
\$20.5	2267						70	308
\$20	2208	55	68	67	71	85	65	286
\$19.5	2149						60	264
\$19	2090	221	228	229	263	274	55	242
\$18.5	2031						50	220
\$18	1972						45	198
\$17.5	1913						40	176
\$17	1854						35	154
\$16.5	1795						30	132
\$16	1736						25	110
\$15.5	1677						20	88
\$15	1618						15	66
\$14.5	1559						10	44
\$14	1,500						5	22

\* - estimated veteran population range of 2,150 to 2,300

# Expense Approval Register



Washington County, TX

Packet: APPKT05718 - 4/28/2026 AP & PO packet

Account Number	Vendor DBA	Description (Item)	(None)	(None)	Amount
010-20244	PERDUE,BRANDON,FIELDER,...	Attorney fees - JP3			430.59
010-440808	WEISSER ENGINEERING COM...	Refund due to incomplete pa...			170.00
010-20244	LINEBARGER GOGGAN BLAIR...	March 2026 Fee's JP4			1,555.50
					<u>2,156.09</u>
<b>Department: 0015 - EDS</b>					
015-0015-54935	JMENDOZA TREE SERVICE	TREE REMOVAL			1,900.00
015-0015-55620	SHAWN MCCORD LOGISTICS,...	LIMESTONE BASE			19,748.40
015-0015-55620	SHAWN MCCORD LOGISTICS,...	LIMESTONE BASE			767.20
015-0015-54400	LEGACY WASTE SERVICES, LLC	DUMPSTER SERVICE			250.00
015-0015-54500	CK ELECTRIC	Hook up tire machine			1,800.00
015-0015-55620	TEXAS MATERIAL GROUP, INC.	LIMESTONE BASE			5,129.73
015-0015-55620	TEXAS MATERIAL GROUP, INC.	LIMESTONE BASE			2,517.61
015-0015-55620	TEXAS MATERIAL GROUP, INC.	LIMESTONE BASE			4,185.09
015-0015-55620	TEXAS MATERIAL GROUP, INC.	LIMESTONE BASE			2,041.20
015-0015-55620	TEXAS MATERIAL GROUP, INC.	LIMESTONE BASE			2,630.98
015-0015-55620	TEXAS MATERIAL GROUP, INC.	LIMESTONE BASE			1,530.54
015-0015-55620	TEXAS MATERIAL GROUP, INC.	LIMESTONE BASE			2,617.86
015-0015-55620	TEXAS MATERIAL GROUP, INC.	LIMESTONE BASE			1,539.97
015-0015-55620	PREMIER METAL BUYERS	LIMESTONE BASE			1,117.20
015-0015-55620	PREMIER METAL BUYERS	LIMESTONE BASE			2,271.36
015-0015-55630	MEC LOGISTICS, LLC	GRADE PB 4, GRADE 3 ROCK ...			1,449.23
015-0015-55630	MEC LOGISTICS, LLC	GRADE PB 4, GRADE 3 ROCK ...			4,949.91
015-0015-55630	MEC LOGISTICS, LLC	GRADE PB 4, GRADE 3 ROCK ...			13,438.08
015-0015-52100	CINTAS CORP	UNIFORMS & SAFETY SUPPLI...			450.89
015-0015-53300	CINTAS CORP	UNIFORMS & SAFETY SUPPLI...			67.44
015-0015-52100	CINTAS CORP	UNIFORMS & SAFETY SUPPLI...			450.89
015-0015-53300	CINTAS CORP	UNIFORMS & SAFETY SUPPLI...			302.99
015-0015-52100	CINTAS CORP	UNIFORMS & SAFETY SUPPLI...			450.89
015-0015-53300	CINTAS CORP	UNIFORMS & SAFETY SUPPLI...			67.44
015-0015-52100	CINTAS CORP	UNIFORMS & SAFETY SUPPLI...			450.89
015-0015-53300	CINTAS CORP	UNIFORMS & SAFETY SUPPLI...			73.27
015-0015-52100	CINTAS CORP	UNIFORMS & SAFETY SUPPLI...			450.89
015-0015-53300	CINTAS CORP	UNIFORMS & SAFETY SUPPLI...			308.82
015-0015-52100	CINTAS CORP	UNIFORMS & SAFETY SUPPLI...			446.09
015-0015-53300	CINTAS CORP	UNIFORMS & SAFETY SUPPLI...			73.27
015-0015-53370	EBERL IRON WORKS, INC	REPLACEMENT CAPS			69.28
015-0015-55620	979 TRUCKING INC.	LIMESTONE BASE			10,720.87
015-0015-53500	PRO AUTO SUPPLY	NAPA MARCH STATEMENT			40.02
015-0015-54520	PRO AUTO SUPPLY	NAPA MARCH STATEMENT			89.17
015-0015-53500	PRO AUTO SUPPLY	NAPA MARCH STATEMENT			143.37
015-0015-53500	PRO AUTO SUPPLY	NAPA MARCH STATEMENT			72.02
015-0015-53500	PRO AUTO SUPPLY	NAPA MARCH STATEMENT			33.31
015-0015-53500	PRO AUTO SUPPLY	NAPA MARCH STATEMENT			199.80
015-0015-53300	PRO AUTO SUPPLY	NAPA MARCH STATEMENT			38.04
015-0015-53500	PRO AUTO SUPPLY	NAPA MARCH STATEMENT			125.07
015-0015-54520	PRO AUTO SUPPLY	NAPA MARCH STATEMENT			82.24
015-0015-53500	PRO AUTO SUPPLY	NAPA MARCH STATEMENT			20.56
015-0015-53300	PRO AUTO SUPPLY	NAPA MARCH STATEMENT			140.68
015-0015-54520	PRO AUTO SUPPLY	NAPA MARCH STATEMENT			30.36
015-0015-53500	PRO AUTO SUPPLY	NAPA MARCH STATEMENT			12.64
015-0015-53300	PRO AUTO SUPPLY	NAPA MARCH STATEMENT			16.14
015-0015-53300	PRO AUTO SUPPLY	NAPA MARCH STATEMENT			99.84
015-0015-53300	PRO AUTO SUPPLY	NAPA MARCH STATEMENT			64.98
015-0015-54520	PRO AUTO SUPPLY	NAPA MARCH STATEMENT			91.92

## Expense Approval Register

Packet: APPKT05718 - 4/28/2026 AP &amp; PO packet

Account Number	Vendor DBA	Description (Item)	(None)	(None)	Amount
015-0015-53500	PRO AUTO SUPPLY	NAPA MARCH STATEMENT			221.63
015-0015-54520	PRO AUTO SUPPLY	NAPA MARCH STATEMENT			183.18
015-0015-53300	PRO AUTO SUPPLY	NAPA MARCH STATEMENT			1,295.20
015-0015-55620	KNIFE RIVER CORP - SOUTH	STAB SAND			876.81
015-0015-55620	KNIFE RIVER CORP - SOUTH	STAB SAND			7,502.55
015-0015-55620	KNIFE RIVER CORP - SOUTH	STAB SAND			6,970.59
015-0015-55620	KNIFE RIVER CORP - SOUTH	STAB SAND			821.70
015-0015-55620	KNIFE RIVER CORP - SOUTH	STAB SAND			1,675.41
015-0015-55620	KNIFE RIVER CORP - SOUTH	STAB SAND			1,142.79
015-0015-55620	ROCK RIDGE TRANSPORT, LLC	LIMESTONE BASE			18,112.12
<b>Department 0015 - EDS Total:</b>					<b>124,370.42</b>
<b>Department: 0036 - CRIMINAL JUSTICE</b>					
036-0036-56250	STATE COMPTROLLER	March 2026			15.00
036-0036-56250	STATE COMPTROLLER	Civil Fees			11,467.92
036-0036-56250	STATE COMPTROLLER	Electronic Filing System Fund			10.00
036-0036-56250	STATE COMPTROLLER	Felony Programs			80.00
036-0036-56250	STATE COMPTROLLER	Criminal Costs and Fees			71,404.34
036-0036-59626	BRENHAM POLICE DEPARTM...	Arrest Fees			226.88
036-0036-59626	CASA FOR KIDS	1st Quarter Donations - Crim...			600.00
036-0036-59626	WASHINGTON COUNTY GEN...	Specialty Court State Started...			2,065.11
036-0036-59626	WASHINGTON COUNTY GEN...	Arrest & Warrant Fees			3,431.94
036-0036-59626	WASHINGTON COUNTY GEN...	Intoxication/Drug Court			94.00
036-0036-59626	WASHINGTON COUNTY GEN...	TLFTA			424.77
036-0036-59626	WASHINGTON COUNTY GEN...	Time Payments			915.80
036-0036-59626	WASHINGTON COUNTY GEN...	Visual Recorder			330.70
036-0036-59626	WASHINGTON COUNTY GEN...	Civil/State Treasurer's Fees			6,387.13
<b>Department 0036 - CRIMINAL JUSTICE Total:</b>					<b>97,453.59</b>
<b>Department: 0052 - RECORD MANAGEMENT PRESERVATION</b>					
052-0052-54505	TYLER TECHNOLOGIES, INC	Seminars			375.00
<b>Department 0052 - RECORD MANAGEMENT PRESERVATION Total:</b>					<b>375.00</b>
<b>Department: 0102 - COUNTY COMMUNICATIONS</b>					
010-0102-54350	DOMINIQUE C. BEHRENDIS - ...	UBEO Toner Meet- Up			43.07
<b>Department 0102 - COUNTY COMMUNICATIONS Total:</b>					<b>43.07</b>
<b>Department: 0300 - COUNTY CLERK</b>					
010-0300-54195	TEXAS DEP. OF STATE HEALT...	Remote Birth access - March			115.29
<b>Department 0300 - COUNTY CLERK Total:</b>					<b>115.29</b>
<b>Department: 0600 - NON-DEPARTMENT</b>					
010-0600-52030	AMWINS GROUP BENEFITS, I...	May 2026			425.80
<b>Department 0600 - NON-DEPARTMENT Total:</b>					<b>425.80</b>
<b>Department: 0700 - DISTRICT COURT</b>					
010-0700-54100	DR. JENNIFER L. ROCKETT, PH...	Forensic Interview & Testing			2,550.00
<b>Department 0700 - DISTRICT COURT Total:</b>					<b>2,550.00</b>
<b>Department: 0910 - COUNTY COURT AT LAW</b>					
010-0910-54350	ERIC BERG	Travel Reimbursement- Regi...			178.35
<b>Department 0910 - COUNTY COURT AT LAW Total:</b>					<b>178.35</b>
<b>Department: 1003 - JUSTICE OF THE PEACE COURT NO. 3</b>					
010-1003-54350	DUANE HOUSTON	Mileage Reimbursement			113.10
<b>Department 1003 - JUSTICE OF THE PEACE COURT NO. 3 Total:</b>					<b>113.10</b>
<b>Department: 1004 - JUSTICE OF THE PEACE COURT NO. 4</b>					
010-1004-54350	ROBIN WELLMANN	Mileage Reimbursement			139.78
010-1004-54350	ROBIN WELLMANN	Per Diem			137.50
<b>Department 1004 - JUSTICE OF THE PEACE COURT NO. 4 Total:</b>					<b>277.28</b>
<b>Department: 1100 - COUNTY ATTORNEY</b>					
010-1100-53100	AMERICAN SOLUTIONS FOR ...	Hammermill Tidal MP Paper			331.20
<b>Department 1100 - COUNTY ATTORNEY Total:</b>					<b>331.20</b>
<b>Department: 1600 - COUNTY COURTHOUSE</b>					
010-1600-54500	CK ELECTRIC	Run power to office container			685.00

## Expense Approval Register

Packet: APPKT05718 - 4/28/2026 AP &amp; PO packet

Account Number	Vendor DBA	Description (Item)	(None)	(None)	Amount
010-1600-54500	CK ELECTRIC	Add plugs to the 3rd floor			525.00
010-1600-54500	ACE HARDWARE BRENHAM, ...	Knock out seal			1.42
010-1600-54500	ACE HARDWARE BRENHAM, ...	Pipe thread, tape, wire wheel..			17.06
010-1600-53300	ACE HARDWARE BRENHAM, ...	Mop pad, Swiffer Wet refill			48.56
010-1600-54520	ROBERT'S SERVICE STATION ...	Tire repair			15.00
010-1600-54500	DEALERS ELECTRICAL SUPPLY	Repairs & Maint			237.02
<b>Department 1600 - COUNTY COURTHOUSE Total:</b>					<b>1,529.06</b>
<b>Department: 1700 - CONSTABLE NO. 1</b>					
010-1700-54540	WASHINGTON COUNTY ROA...	Fuel - Constable 1			758.70
<b>Department 1700 - CONSTABLE NO. 1 Total:</b>					<b>758.70</b>
<b>Department: 1703 - CONSTABLE NO. 3</b>					
010-1703-54540	WASHINGTON COUNTY ROA...	Fuel- Constable 3			142.68
<b>Department 1703 - CONSTABLE NO. 3 Total:</b>					<b>142.68</b>
<b>Department: 1704 - CONSTABLE NO. 4</b>					
010-1704-54540	WASHINGTON COUNTY ROA...	Fuel- Constable 4			142.12
010-1704-55750	PARKWAY CHEVROLET INC	2025 BLACK CHEVROLET TA...			53,537.00
<b>Department 1704 - CONSTABLE NO. 4 Total:</b>					<b>53,679.12</b>
<b>Department: 1800 - SHERIFF</b>					
010-1800-54350	RUTH BELMAN	Per Diem Reimbursement			137.50
010-1800-54540	WASHINGTON COUNTY ROA...	Fuel- Sherriff			230.41
<b>Department 1800 - SHERIFF Total:</b>					<b>367.91</b>
<b>Department: 1900 - COUNTY JAIL</b>					
010-1900-53320	TRINITY SERVICES GROUP, IN...	INMATE MEALS 04.16			6,232.32
010-1900-52100	WEBB'S UNIFORMS LLC	JAIL UNIFORMS- SM, RA, BB, ...			1,167.19
010-1900-53300	GRAINGER	BATTERIES- AA, AAA, D			142.38
010-1900-54350	RUSSELL ADAMS IV	Advance Per Diem			302.50
010-1900-54350	JOHN DEARTH	Advance Per Diem			302.50
010-1900-52100	JUAN REYES	Work shoe reimbursement			159.99
<b>Department 1900 - COUNTY JAIL Total:</b>					<b>8,306.88</b>
<b>Department: 2200 - EMS</b>					
010-2200-54520	DANA SAFETY SUPPLY, INC.	Misc. Install Kit			50.00
010-2200-54520	DANA SAFETY SUPPLY, INC.	Installation of Equipment			500.00
010-2200-54520	DANA SAFETY SUPPLY, INC.	Freight			125.00
010-2200-54520	DANA SAFETY SUPPLY, INC.	Exp MTL Cargo Barrier			659.00
010-2200-54500	CK ELECTRIC	Install light @ windsock Burt...			475.00
010-2200-54500	JIMS HEATING & AC INC.	Station 2 AC Repair Damper ...			516.23
010-2200-54520	MOBILE ELECTRIC POWER SO...	Bearing Service for RoadPow...			362.00
010-2200-54520	MOBILE ELECTRIC POWER SO...	Freight Charge			69.40
010-2200-54500	ACE HARDWARE BRENHAM, ...	Discount			-1.10
010-2200-54500	ACE HARDWARE BRENHAM, ...	AC Filters 16x30x1			10.99
010-2200-54520	PRO AUTO SUPPLY	Truck Headlamp			16.14
010-2200-53300	WEBB PRINTING & COPIES	Receipt Books			175.00
010-2200-53300	BOUND TREE MEDICAL,LLC	First Aid Quick Roll Intubation..			531.27
010-2200-53300	BOUND TREE MEDICAL,LLC	Diphenhydramine 50mg			25.00
010-2200-53300	BOUND TREE MEDICAL,LLC	Medium gloves			142.49
010-2200-53300	BOUND TREE MEDICAL,LLC	Ipratropium Bromide			26.76
010-2200-53300	BOUND TREE MEDICAL,LLC	Igel Medium Adult			135.78
010-2200-53300	BOUND TREE MEDICAL,LLC	Small Gloves			427.47
010-2200-53300	BOUND TREE MEDICAL,LLC	ET Tube Holder 6.5mm			84.50
010-2200-53300	BOUND TREE MEDICAL,LLC	Epi 1ml ampules			155.94
010-2200-53300	BOUND TREE MEDICAL,LLC	Naloxone 2mg			103.20
010-2200-53300	BOUND TREE MEDICAL,LLC	Blood glucose test strips			68.00
010-2200-53300	BOUND TREE MEDICAL,LLC	Albuterol box			19.56
010-2200-53300	BOUND TREE MEDICAL,LLC	Blood tube vacutainer			54.71
010-2200-53300	BOUND TREE MEDICAL,LLC	blood tube collection serum ...			19.65
010-2200-53300	BOUND TREE MEDICAL,LLC	Nebulizer Adult			247.20
010-2200-53300	BOUND TREE MEDICAL,LLC	fluff bandages			27.90
010-2200-53300	BOUND TREE MEDICAL,LLC	Glucose 15gm			24.50

## Expense Approval Register

Packet: APPKT05718 - 4/28/2026 AP &amp; PO packet

Account Number	Vendor DBA	Description (Item)	(None)	(None)	Amount
010-2200-53300	BOUND TREE MEDICAL,LLC	Ondansetron 4mg box			20.00
010-2200-53300	BOUND TREE MEDICAL,LLC	Sapphire Pump Set			593.70
010-2200-53300	BOUND TREE MEDICAL,LLC	Sterile water 500ml			59.04
010-2200-53300	BOUND TREE MEDICAL,LLC	Adult BVM			354.22
010-2200-53300	BOUND TREE MEDICAL,LLC	Sapphire Pump Full Set			392.70
010-2200-53300	BOUND TREE MEDICAL,LLC	Curaplex extension set			129.00
010-2200-53300	AIRGAS USA, LLC	Delivery Flat Fee			61.00
010-2200-53300	AIRGAS USA, LLC	Airgas Hazmat Charge			6.60
010-2200-53300	AIRGAS USA, LLC	Energy Charge			12.31
010-2200-53300	AIRGAS USA, LLC	USP Medical Pure 200 CGA 5...			28.21
010-2200-53300	AIRGAS USA, LLC	Ox DA MED CGA 870			222.24
010-2200-53300	TELEFLEX FUNDING LLC	Invoice 9511465437, EZ IO N...			550.00
010-2200-53300	TELEFLEX FUNDING LLC	Invoice 9511465439, EZ IO N...			550.00
010-2200-54540	WASHINGTON COUNTY ROA...	Fuel - EMS			379.10
010-2200-54400	BLUEBONNET ELECTRIC	EMS Utilities			2,151.40
010-2200-54540	KEITH HOGAN	Reimbursement for DEF in a...			16.05
010-2200-54350	MARK ROSENBAUM	Meals per diem - ESO Wave ...			137.50
010-2200-54350	MARK ROSENBAUM	Travel Reimbursement - ESO...			129.05
010-2200-54350	AMY KLUSSMANN	Meals per diem - ESO Wave ...			137.50
010-2200-53550	MASSIF	Flight Suit Jacket			543.10
010-2200-53550	MASSIF	Flight Suit Jacket			271.55
010-2200-53550	MASSIF	Flight Suit Pant			582.82
010-2200-53550	GOT YOU COVERED WORK ...	Invoice # INV173100 Heat Se...			13.50
010-2200-53550	GOT YOU COVERED WORK ...	Invoice # INV173100 Female ...			4.00
010-2200-53550	GOT YOU COVERED WORK ...	Invoice # INV173100 Blauer F...			101.99
010-2200-53550	GOT YOU COVERED WORK ...	Invoice # INV173103 Medical...			97.74
010-2200-53550	GOT YOU COVERED WORK ...	Invoice # INV173103 Medical...			4.50
010-2200-53550	GOT YOU COVERED WORK ...	Invoice # INV173244 heat sea..			13.50
010-2200-53550	GOT YOU COVERED WORK ...	Invoice # INV173244 Female ...			4.00
010-2200-53550	GOT YOU COVERED WORK ...	Invoice # INV173244 Blauer F...			101.99
<b>Department 2200 - EMS Total:</b>					<b>12,719.90</b>
<b>Department: 2500 - SOCIAL SERVICES</b>					
010-2500-54705	WASHINGTON COUNTY HEA...	Van transportation for Feb 2...			500.00
010-2500-54790	BRAZOS VALLEY COUNCIL OF...	Quarterly Dues			1,355.50
<b>Department 2500 - SOCIAL SERVICES Total:</b>					<b>1,855.50</b>
<b>Department: 2600 - INDIGENT HEALTH CARE</b>					
010-2600-54205	DARRELL W. MAYS	Cleaning service- Health Cen...			700.00
010-2600-54205	CITY OF BRENHAM	Health Center Utilities			857.78
<b>Department 2600 - INDIGENT HEALTH CARE Total:</b>					<b>1,557.78</b>
<b>Department: 2900 - ENVIRONMENTAL</b>					
010-2900-54540	WASHINGTON COUNTY ROA...	Fuel			57.53
010-2900-54540	WASHINGTON COUNTY ROA...	Fuel			201.92
<b>Department 2900 - ENVIRONMENTAL Total:</b>					<b>259.45</b>
<b>Department: 3300 - EXTENSION SERVICE</b>					
010-3300-54270	KAILYN CAPPS	Mileage Reimbursement 1/2...			396.58
010-3300-54270	KAILYN CAPPS	Mileage Reimbursement			244.33
<b>Department 3300 - EXTENSION SERVICE Total:</b>					<b>640.91</b>
<b>Department: 3400 - SOIL CONSERVATION</b>					
010-3400-54700	WASHINGTON SOIL AND WA...	Washington Soil and Water ...			5,000.00
<b>Department 3400 - SOIL CONSERVATION Total:</b>					<b>5,000.00</b>
<b>Department: 4000 - TECHNOLOGY SERVICES</b>					
010-4000-54630	RICOH USA, INC	Copier Rental			168.00
010-4000-54200	AT&T MOBILITY	Communications			703.87
010-4000-53500	CDW GOVERNMENT INC	Professional Services			510.00
010-4000-54200	AT&T MOBILITY	Communications			214.34
010-4000-54200	AT&T MOBILITY	AT&T			72.06

Expense Approval Register

Packet: APPKT05718 - 4/28/2026 AP & PO packet

Account Number	Vendor DBA	Description (Item)	(None)	(None)	Amount
010-4000-55720	TYLER TECHNOLOGIES, INC	Ventraspec State solution re...			475.94
				<b>Department 4000 - TECHNOLOGY SERVICES Total:</b>	<b>2,144.21</b>
				<b>Grand Total:</b>	<b>317,351.29</b>

**Fund Summary**

<b>Fund</b>	<b>Expense Amount</b>
010 - GENERAL FUND	95,152.28
015 - ENGINEERING & DEVELOPMENT SERVICES	124,370.42
036 - CRIMINAL JUSTICE	97,453.59
052 - RECORD MANAGEMENT PRESERVATION	375.00
<b>Grand Total:</b>	<b>317,351.29</b>

**Account Summary**

<b>Account Number</b>	<b>Account Name</b>	<b>Expense Amount</b>
010-0102-54350	SEMINARS/DUES/MILEA...	43.07
010-0300-54195	ON LINE BIRTH RECORDS	115.29
010-0600-52030	RETIREE INSURANCE - M...	425.80
010-0700-54100	PROFESSIONAL SERVICES	2,550.00
010-0910-54350	SEMINARS/DUES/MILEA...	178.35
010-1003-54350	SEMINARS/DUES/MILEA...	113.10
010-1004-54350	SEMINARS/DUES/MILEA...	277.28
010-1100-53100	OFFICE SUPPLIES	331.20
010-1600-53300	OPERATING SUPPLIES	48.56
010-1600-54500	REPAIRS & MAINTENAN...	1,465.50
010-1600-54520	VEHICLE REPAIRS/MAIN...	15.00
010-1700-54540	VEHICLE FUEL	758.70
010-1703-54540	VEHICLE FUEL	142.68
010-1704-54540	VEHICLE FUEL	142.12
010-1704-55750	VEHICLE PURCHASES	53,537.00
010-1800-54350	SEMINARS/DUES/MILEA...	137.50
010-1800-54540	VEHICLE FUEL	230.41
010-1900-52100	UNIFORMS	1,327.18
010-1900-53300	OPERATING SUPPLIES	142.38
010-1900-53320	FOOD SERVICES	6,232.32
010-1900-54350	SEMINARS/DUES/MILEA...	605.00
010-20244	COLLECTION SERVICES F...	1,986.09
010-2200-53300	OPERATING SUPPLIES	5,247.95
010-2200-53550	UNIFORMS	1,738.69
010-2200-54350	SEMINARS/DUES	404.05
010-2200-54400	UTILITIES	2,151.40
010-2200-54500	REPAIRS & MAINTENAN...	1,001.12
010-2200-54520	VEHICLE REPAIRS/MAIN...	1,781.54
010-2200-54540	VEHICLE FUEL	395.15
010-2500-54705	VAN	500.00
010-2500-54790	BVCOG DUES	1,355.50
010-2600-54205	HEALTH CENTER	1,557.78
010-2900-54540	VEHICLE FUEL	259.45
010-3300-54270	4-H TRAVEL	640.91
010-3400-54700	AID TO OTHER GOVERN...	5,000.00
010-4000-53500	REPAIRS & MAINTENAN...	510.00
010-4000-54200	COMMUNICATION	990.27
010-4000-54630	COPIER RENTAL	168.00
010-4000-55720	SOFTWARE & SUBSCRIPT...	475.94
010-440808	CONSTABLE NO. 3	170.00
015-0015-52100	UNIFORMS	2,700.54
015-0015-53300	OPERATING SUPPLIES	2,548.11
015-0015-53370	SIGNS	69.28
015-0015-53500	REPAIRS & MAINTENAN...	868.42
015-0015-54400	UTILITIES	250.00
015-0015-54500	REPAIRS & MAINTENAN...	1,800.00
015-0015-54520	VEHICLE REPAIRS/MAIN...	476.87
015-0015-54935	TREE REMOVAL CONTR...	1,900.00
015-0015-55620	ROCK BASE MATERIAL	93,919.98
015-0015-55630	PAVING MATERIALS	19,837.22
036-0036-56250	STATE TREASURER	82,977.26

**Account Summary**

Account Number	Account Name	Expense Amount
036-0036-59626	TRANSFER	14,476.33
052-0052-54505	COMPUTER MAINTENA...	<u>375.00</u>
	<b>Grand Total:</b>	<b>317,351.29</b>

**Project Account Summary**

Project Account Key	Expense Amount
**None**	<u>317,351.29</u>
<b>Grand Total:</b>	<b>317,351.29</b>